


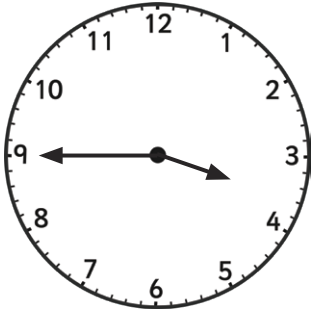
Working with Time

Higher Ability

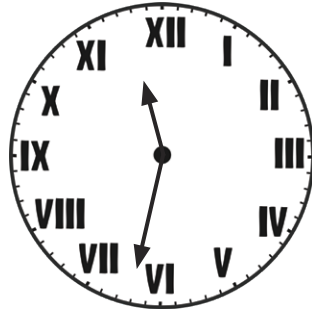


Read, Write and Compare the Time: Before and After


Read the clock and work out the time before or after. Write your answer in 24-hour format.



Twenty minutes
after



One hour and fifty
minutes before



3 hours and
27 minutes after



Ninety minutes
before

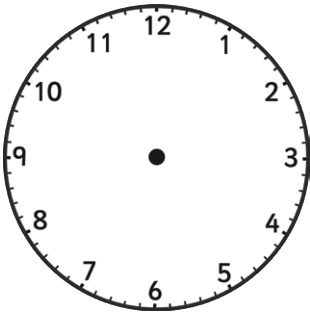


One hour and forty-two
minutes after

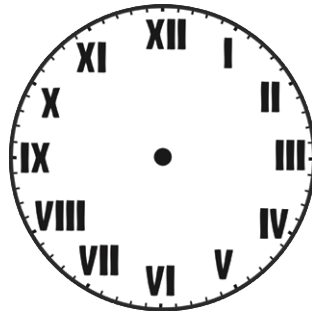


93 minutes
before

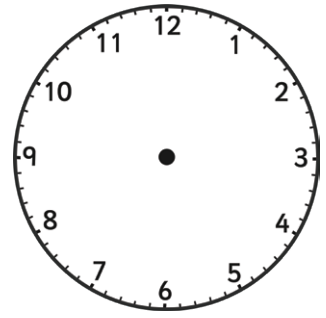
Draw or write the time on the clock.



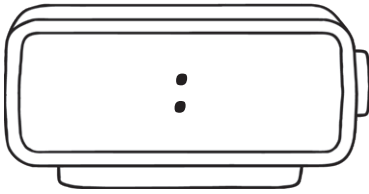
Twenty minutes after
14:52



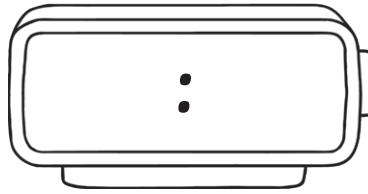
One hour and twenty
minutes before 5:19 a.m.



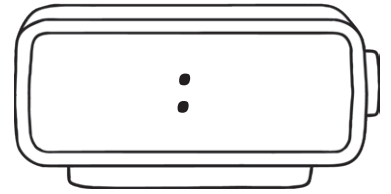
5 hours and 40 minutes
after 19:44



Eighty minutes before
10:15 a.m.



Two hours and forty-six
minutes before 20:04



104 minutes after
22:42

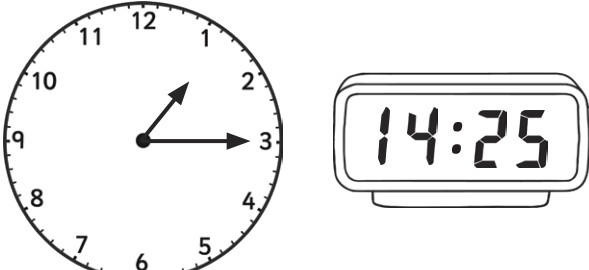
Read, Write and Compare the Time: What's the Difference?

All clocks show the time on the same day unless indicated.

Write the difference between each pair of clocks in:

- a) hours and minutes
- b) minutes alone


Afternoon



a) _____

b) _____


Morning



a) _____

b) _____


Morning



a) _____

b) _____

Evening



a) _____

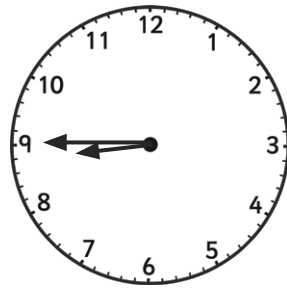
b) _____



Afternoon

a) _____

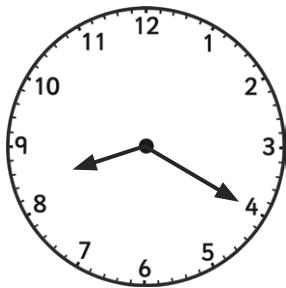
b) _____



Morning

a) _____

b) _____




The next day

Evening

a) _____

b) _____



The previous day

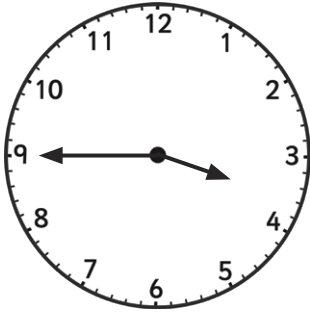
Morning

a) _____

b) _____

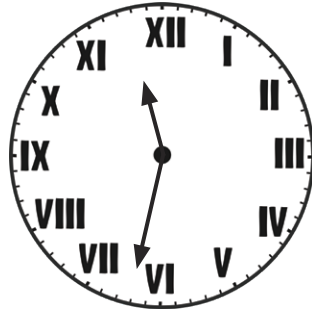
Read, Write and Compare the Time: Before and After Answers

Read the clock and work out the time before or after. Write your answer in 24-hour format.




Twenty minutes
after

04:05 or 16:05



One hour and fifty
minutes before

09:42 or 21:42



3 hours and
27 minutes after

11:34 or 23:34



Ninety minutes
before

00:53



One hour and forty-two
minutes after

18:31




93 minutes
before

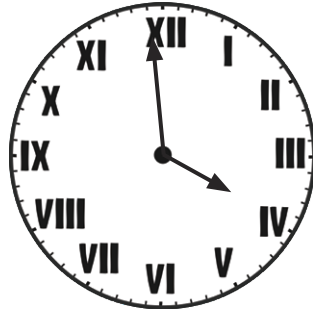
11:33

Read, Write and Compare the Time: Before and After Answers


Draw or write the time on the clock.



Twenty minutes after
14:52



One hour and twenty
minutes before 5:19 a.m.



5 hours and 40 minutes
after 19:44



Eighty minutes before
10:15 a.m.



Two hours and forty-six
minutes before 20:04



104 minutes after
22:42

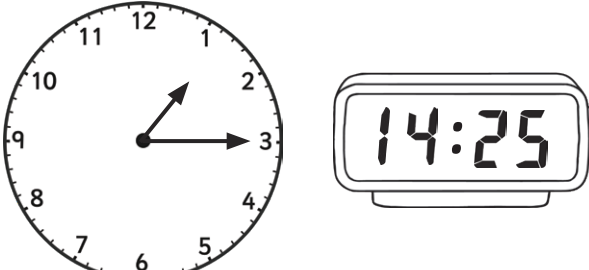
Read, Write and Compare the Time: What's the Difference? Answers

All clocks show the time on the same day unless indicated.

Write the difference between each pair of clocks in:


- a) hours and minutes
- b) minutes alone

Afternoon




a) **1 hour 10 minutes**
b) **70 minutes**

Morning




a) **2 hours 14 minutes**
b) **134 minutes**

Morning




a) **44 minutes**
b) **44 minutes**

Evening




a) **2 hours 46 minutes**
b) **166 minutes**

Read, Write and Compare the Time: What's the Difference? Answers




Afternoon

a) **4 hours 51 minutes**
b) **291 minutes**



Morning


a) **6 hours 25 minutes**
b) **385 minutes**



Evening

The next day

a) **9 hours 50 minutes**
b) **590 minutes**




Morning


The previous day


a) **13 hours 10 minutes**
b) **790 minutes**

Tell the Time: Writing the Time


Write the time that is **1 hour before** the time on each clock.










Write the time that is **1 hour after** the time on each clock.










Write the time that is **2 hours before** the time on each clock.









Write the time that is **2 hours after** the time on each clock.









Tell the Time: Drawing the Time


Draw the time on each clock that is **1 hour before** the given time.



4 o'clock




half past 1




10 o'clock


Draw the time on each clock that is **1 hour after** the given time.



9 o'clock




half past 2




half past 11


Draw the time on each clock that is **2 hours before** the given time.



3 o'clock




half past 12




6 o'clock


Draw the time on each clock that is **2 hours after** the given time.



half past 7




half past 5




8 o'clock

Writing the Time Answers


Write the time that is **1 hour before** the time on each clock.



7 o'clock




half past 3




11 o'clock


Write the time that is **1 hour after** the time on each clock.



1 o'clock




half past 6




half past 4


Write the time that is **2 hours before** the time on each clock.



8 o'clock




half past 2




6 o'clock


Write the time that is **2 hours after** the time on each clock.



half past 5




half past 12




9 o'clock

Drawing the Time Answers


Draw the time on each clock that is **1 hour before** the given time.



4 o'clock




half past 1




10 o'clock


Draw the time on each clock that is **1 hour after** the given time.



9 o'clock




half past 2




half past 11


Draw the time on each clock that is **2 hours before** the given time.



3 o'clock




half past 12




6 o'clock


Draw the time on each clock that is **2 hours after** the given time.



half past 7



half past 5




8 o'clock


Tell the Time: Writing the Time

Write the time...


1 hour before




1 hour after




3 hours before




4 hours after




20 minutes
before




40 minutes
after




half an hour
before




three quarters of
an hour after




one hour and a
half before




two and a half
hours after



two hours, 40
minutes after




one hour fifty-five
minutes before




Tell the Time: Drawing the Time

Draw the time...


1 hour before
4 o'clock




1 hour after
half past 8




3 hours before
quarter past 3




4 hours after
quarter to 7




40 minutes
before 5:40




40 minutes
after 2:05




half an hour
before 9:20




three quarters of
an hour after 3:05




one hour and a
half before 6:50




two and a half
hours after 11:10



two hours, 40
minutes after 1:35




one hour fifty-five
minutes before 3:25



Writing the Time Answers


Write the time...

1 hour before




12 o'clock

1 hour after




half past 5

3 hours before




quarter past 2

4 hours after




quarter to 2

20 minutes before




6 o'clock

40 minutes after




11:10

half an hour before




7:50

three quarters of an hour after




6:15

one hour and a half before




2:15

two and a half hours after




8:40

two hours, 40 minutes after



2:35

one hour fifty-five minutes before




5:45


Drawing the Time Answers

Draw the time...


1 hour before
4 o'clock




1 hour after
half past 8




3 hours before
quarter past 3




4 hours after
quarter to 7




40 minutes
before 5:40




40 minutes
after 2:05




half an hour
before 9:20




three quarters of
an hour after 3:05




one hour and a
half before 6:50




two and a half
hours after 11:10



two hours, 40
minutes after 1:35




one hour fifty-five
minutes before 3:25

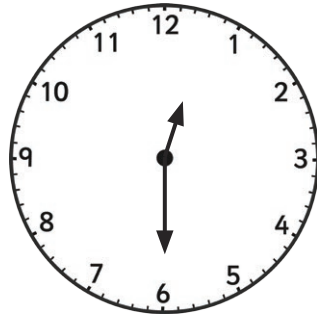


Tell the Time in 24-Hour Format: Writing the Time Before and After

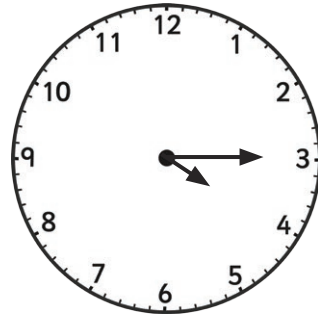
Tell the time on each clock, follow the instruction, and write in 24-hour format.
All the times are between noon and midnight.




45 minutes before:




1 hour after:




35 minutes before:



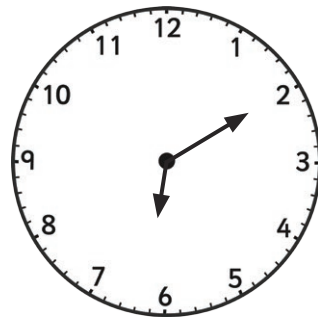
an hour and a half after:




25 minutes before:



55 minutes after:



40 minutes before:



an hour and a quarter after:




19 minutes before:



48 minutes after:



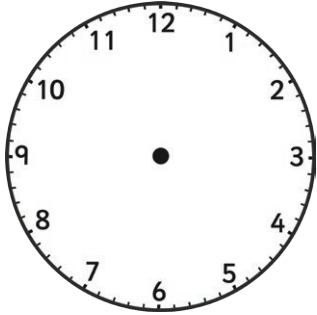
62 minutes before:



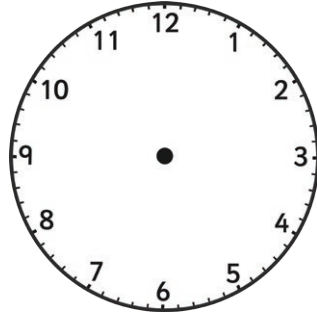
94 minutes after:

Tell the Time in 24-Hour Format: Drawing the Time Before and After

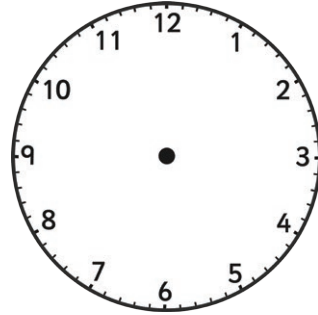
Draw the time on each clock.



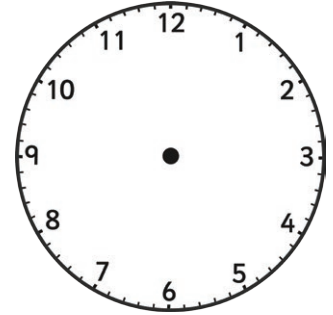
1 hour before
14:00



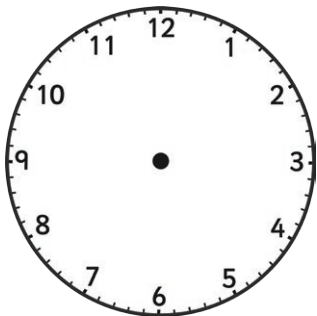
45 minutes after
15:15



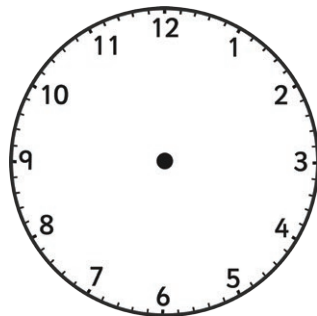
15 minutes before
20:10



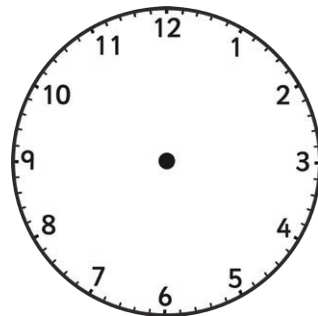
an hour and a quarter
after 19:50



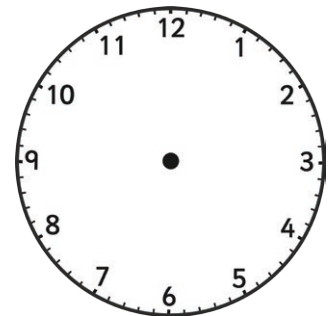
25 minutes before
13:10



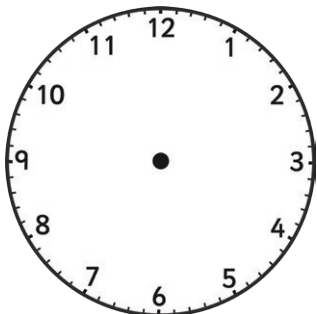
50 minutes after
22:35



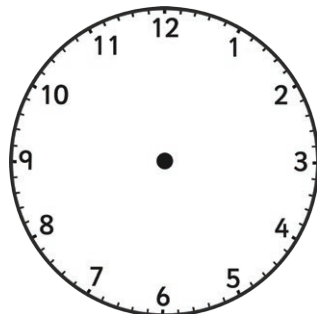
35 minutes before
16:50



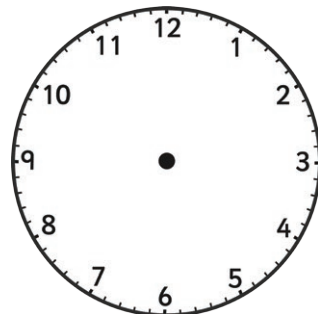
an hour and 50
minutes after 20:25



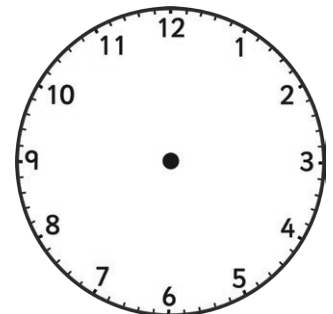
16 minutes before
12:56



34 minutes after
19:52




69 minutes before
16:23



101 minutes after
18:54

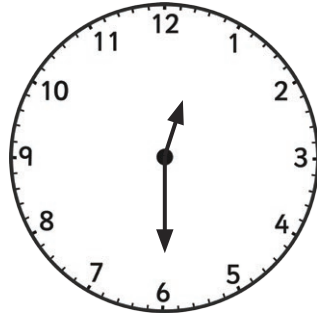
Tell the Time in 24-Hour Format: Writing the Time Before and After Answers

Tell the time on each clock, follow the instruction, and write in 24-hour format.
All the times are between noon and midnight.



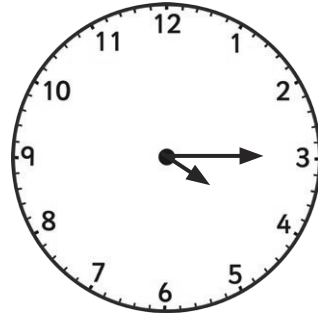
45 minutes before:

16:15




1 hour after:

13:30



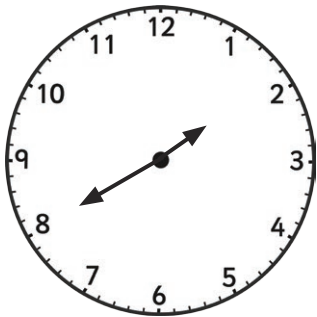
35 minutes before:

15:40



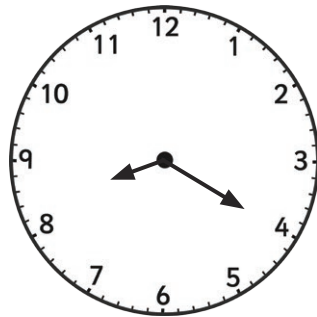
an hour and
a half after:

21:40



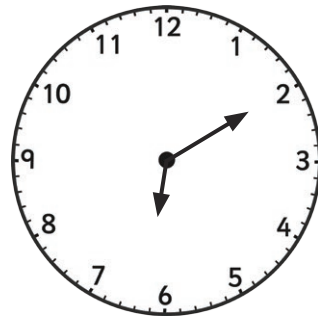
25 minutes before:

13:15



55 minutes after:

21:15



40 minutes before:

17:30




an hour and a
quarter after:

23:55




19 minutes before:

13:53



48 minutes after:

18:39



62 minutes before:

17:21




94 minutes after:


21:27

Tell the Time in 24-Hour Format: Drawing the Time Before and After Answers

Draw the time on each clock.



1 hour before
14:00



45 minutes after
15:15




15 minutes before
20:10




an hour and a quarter
after 19:50




25 minutes before
13:10



50 minutes after
22:35




35 minutes before
16:50



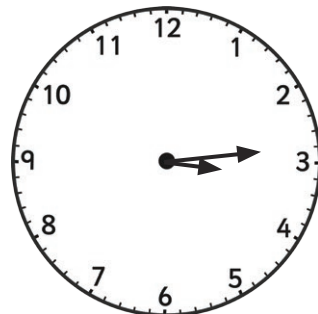
an hour and 50
minutes after 20:25



16 minutes before
12:56



34 minutes after
19:52




69 minutes before
16:23



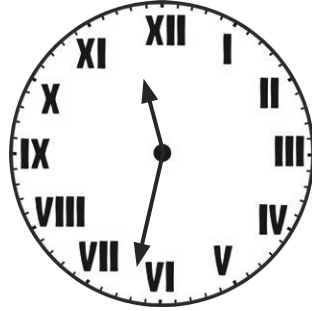
101 minutes after
18:54

Read, Write and Compare the Time: Before and After


Read the clock and work out the time before or after. Write your answer in 24-hour format.



Twenty minutes
after



One hour and fifty
minutes before



3 hours and
27 minutes after



Ninety minutes
before

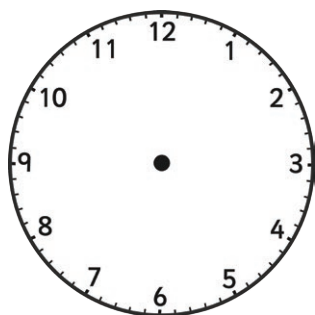


One hour and forty-two
minutes after




93 minutes
before

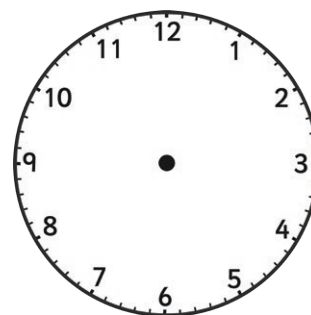
Draw or write the time on the clock.



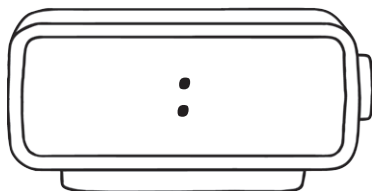
Twenty minutes after
14:52



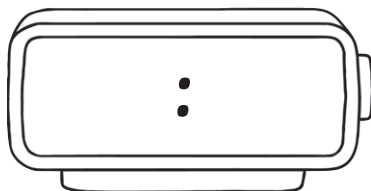
One hour and twenty
minutes before 5:19 a.m.



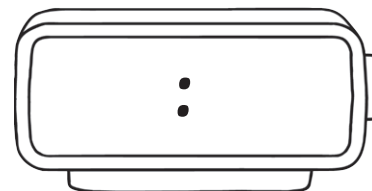
5 hours and 40 minutes
after 19:44



Eighty minutes before
10:15 a.m.



Two hours and forty-six
minutes before 20:04



104 minutes after
22:42

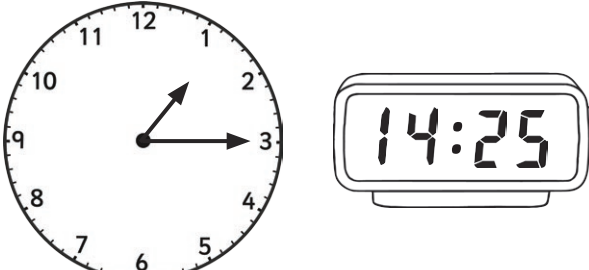
Read, Write and Compare the Time: What's the Difference?

All clocks show the time on the same day unless indicated.

Write the difference between each pair of clocks in:

- a) hours and minutes
- b) minutes alone


Afternoon



a) _____

b) _____


Morning



a) _____

b) _____


Morning



a) _____

b) _____

Evening



a) _____

b) _____



Afternoon

a) _____


b) _____



Morning

a) _____

b) _____




The next day

Evening

a) _____

b) _____



The previous day

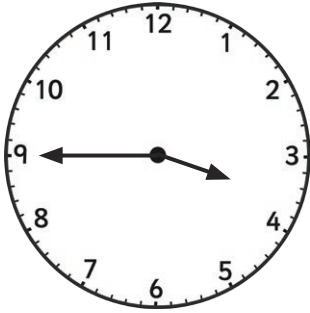
Morning

a) _____

b) _____

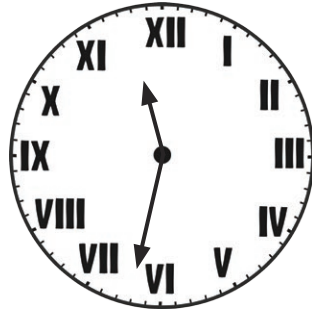
Read, Write and Compare the Time: Before and After Answers

Read the clock and work out the time before or after. Write your answer in 24-hour format.




Twenty minutes
after

04:05 or 16:05



One hour and fifty
minutes before

09:42 or 21:42



3 hours and
27 minutes after

11:34 or 23:34



Ninety minutes
before

00:53



One hour and forty-two
minutes after

18:31




93 minutes
before

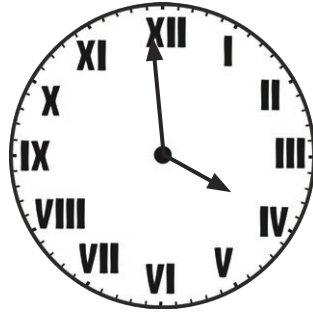
11:33

Read, Write and Compare the Time: Before and After Answers


Draw or write the time on the clock.




Twenty minutes after
14:52



One hour and twenty
minutes before 5:19 a.m.



5 hours and 40 minutes
after 19:44



Eighty minutes before
10:15 a.m.



Two hours and forty-six
minutes before 20:04



104 minutes after
22:42

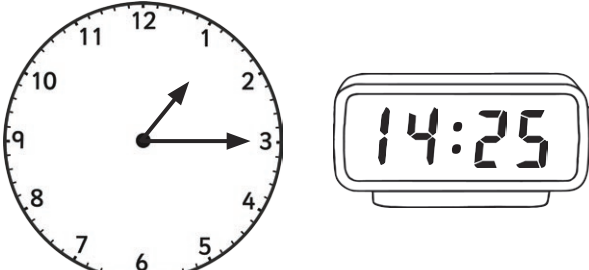
Read, Write and Compare the Time: What's the Difference? Answers

All clocks show the time on the same day unless indicated.

Write the difference between each pair of clocks in:


- a) hours and minutes
- b) minutes alone

Afternoon




a) **1 hour 10 minutes**
b) **70 minutes**

Morning




a) **2 hours 14 minutes**
b) **134 minutes**

Morning



a) **44 minutes**
b) **44 minutes**

Evening



a) **2 hours 46 minutes**
b) **166 minutes**

Read, Write and Compare the Time: What's the Difference? Answers



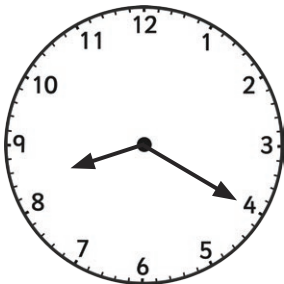
Afternoon

- a) 4 hours 51 minutes
- b) 291 minutes



Morning


- a) 6 hours 25 minutes
- b) 385 minutes



The next day

Evening

- a) 9 hours 50 minutes
- b) 590 minutes




The previous day


Morning


- a) 13 hours 10 minutes
- b) 790 minutes

Tell the Time: Writing the Time


Write the time that is **1 hour before** the time on each clock.










Write the time that is **1 hour after** the time on each clock.










Write the time that is **2 hours before** the time on each clock.









Write the time that is **2 hours after** the time on each clock.









Tell the Time: Drawing the Time


Draw the time on each clock that is **1 hour before** the given time.



4 o'clock




half past 1




10 o'clock


Draw the time on each clock that is **1 hour after** the given time.



9 o'clock




half past 2




half past 11


Draw the time on each clock that is **2 hours before** the given time.



3 o'clock




half past 12




6 o'clock


Draw the time on each clock that is **2 hours after** the given time.



half past 7




half past 5




8 o'clock

Writing the Time Answers


Write the time that is **1 hour before** the time on each clock.



7 o'clock




half past 3




11 o'clock


Write the time that is **1 hour after** the time on each clock.



1 o'clock




half past 6




half past 4


Write the time that is **2 hours before** the time on each clock.



8 o'clock




half past 2




6 o'clock


Write the time that is **2 hours after** the time on each clock.



half past 5




half past 12




9 o'clock

Drawing the Time Answers


Draw the time on each clock that is **1 hour before** the given time.



4 o'clock




half past 1




10 o'clock


Draw the time on each clock that is **1 hour after** the given time.



9 o'clock




half past 2




half past 11


Draw the time on each clock that is **2 hours before** the given time.



3 o'clock




half past 12




6 o'clock


Draw the time on each clock that is **2 hours after** the given time.



half past 7




half past 5



8 o'clock

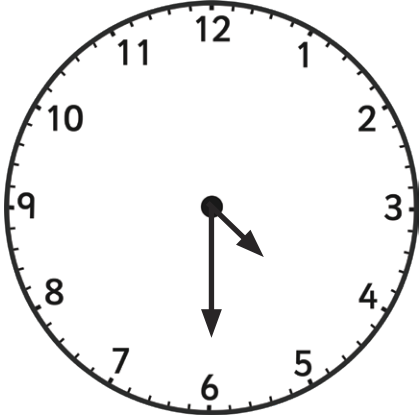
Working with Time


Lower Ability




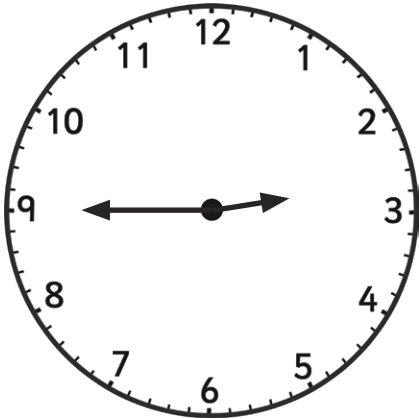
Read, Write and Compare the Time: Analogue and Digital


Write the time shown on these analogue clocks.







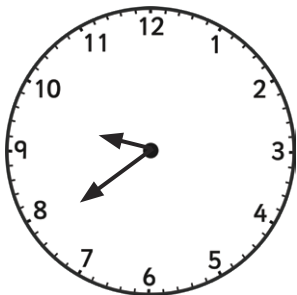

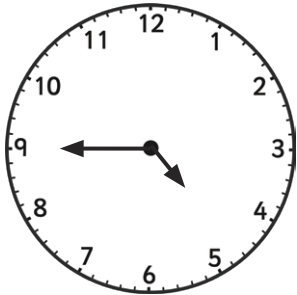






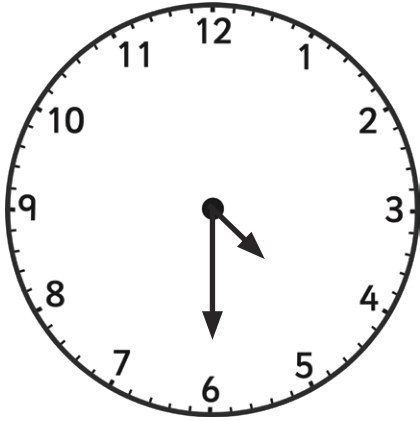


Match the analogue to the digital by drawing a line between clocks with the same time.




Read, Write and Compare the Time: Analogue and Digital Answers


Write the time shown on these analogue clocks.



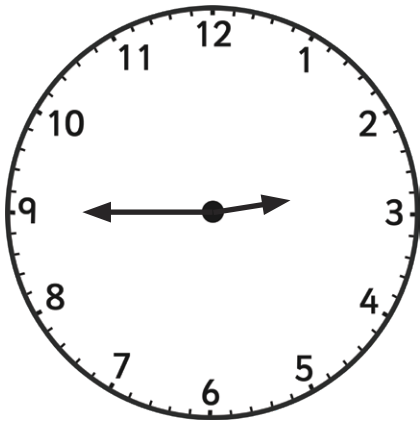
4:30




7:50




11:06



2:45

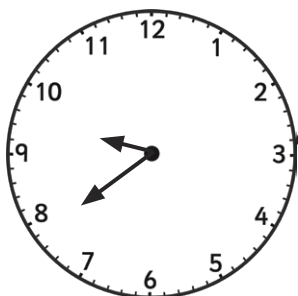

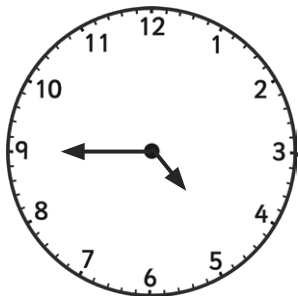


10:21




8:37

Match the analogue to the digital by drawing a line between clocks with the same time.




Tell the Time: Writing the Time


Write the time shown on each clock.




_____ o'clock




_____ o'clock




_____ o'clock




_____ o'clock




_____ o'clock




_____ o'clock




_____ o'clock




_____ o'clock




_____ o'clock



_____ o'clock




_____ o'clock




_____ o'clock

Tell the Time: Drawing the Time


Draw the time on each clock.




5 o'clock




11 o'clock




4 o'clock




9 o'clock




1 o'clock




10 o'clock




2 o'clock




6 o'clock




3 o'clock



8 o'clock




12 o'clock




7 o'clock

Tell the Time: Writing the Time


Answers




2 o'clock




6 o'clock




9 o'clock




1 o'clock




12 o'clock




7 o'clock




10 o'clock




3 o'clock




8 o'clock



5 o'clock




11 o'clock




4 o'clock

Tell the Time: Drawing the Time


Answers




5 o'clock




11 o'clock




4 o'clock




9 o'clock




1 o'clock




10 o'clock




2 o'clock




6 o'clock




3 o'clock



8 o'clock









12 o'clock















7 o'clock





Tell the Time: Writing the Time

Write the time shown on each clock.











Tell the Time: Drawing the Time


Draw the time on each clock.




9 o'clock




half past 3




6 o'clock




half past 4




quarter past 2




half past 1




quarter to 11




11 o'clock




half past 2



5 o'clock




quarter past 1




half past 5




quarter to 8




3 o'clock




half past 6



quarter to 1




half past 7




quarter past 8




10 o'clock




half past 12



quarter past 11



quarter to 4




half past 6




2 o'clock

Tell the Time: Writing the Time


Answers




3 o'clock




half past 8




quarter to 1




12 o'clock




half past 6




quarter past 8




quarter past 5




half past 1




6 o'clock




half past 4




half past 3




2 o'clock




quarter past 12




half past 7




quarter to 8




5 o'clock



half past 2




quarter to 3



half past 9




1 o'clock



quarter to 6



half past 10




half past 11




4 o'clock

Tell the Time: Drawing the Time


Answers




9 o'clock




half past 3




6 o'clock




half past 4




quarter past 2




half past 1




quarter to 11




11 o'clock



half past 2




5 o'clock




quarter past 1




half past 5




quarter to 8




3 o'clock




half past 6



quarter to 1



half past 7




quarter past 8




10 o'clock




half past 12



quarter past 11



quarter to 4



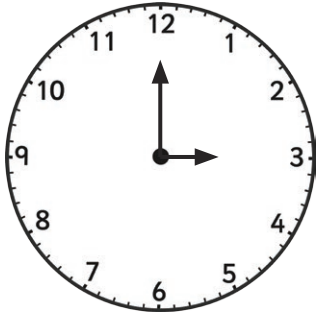
half past 6

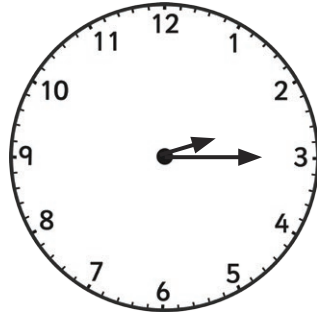



2 o'clock

Tell the Time: Writing the Time

Write the time shown on each clock.










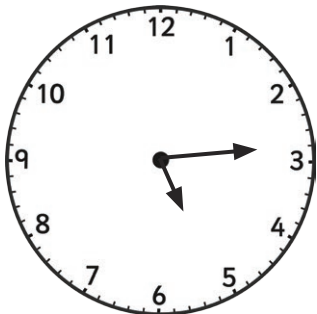


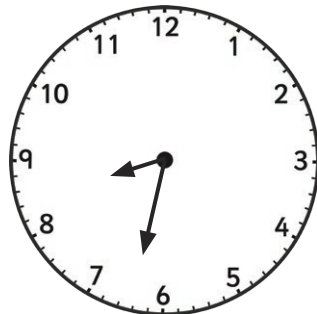










































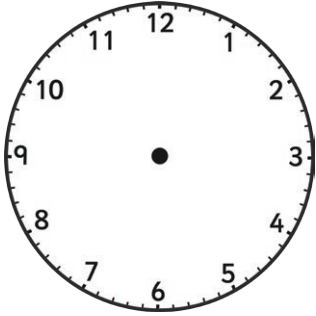




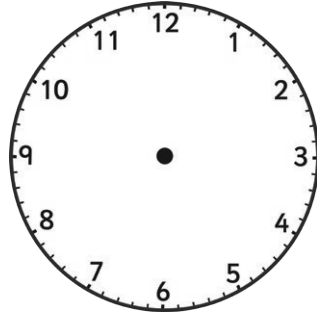


Tell the Time: Drawing the Time

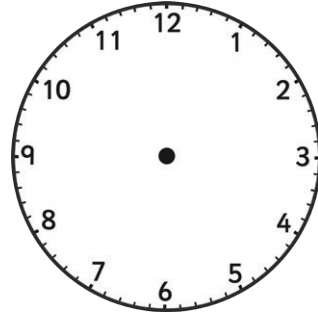
Draw the time on each clock.



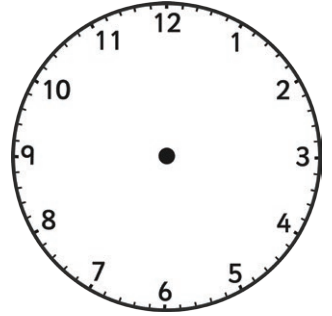
2 o'clock



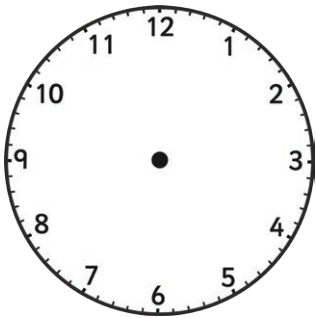
half past 11



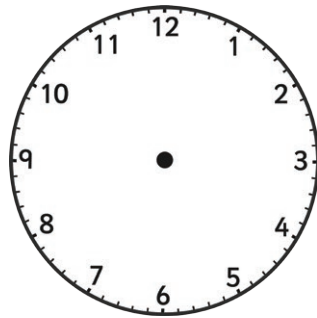
quarter to 3



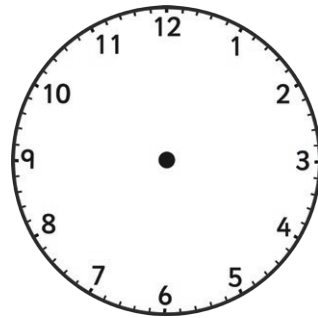
quarter past 8



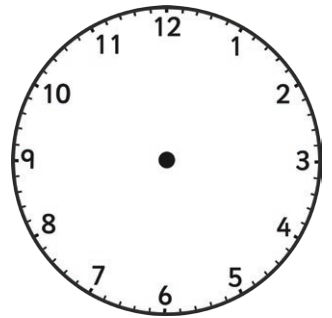
10:20



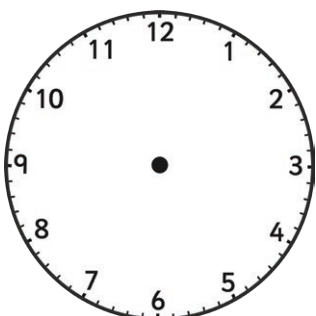
3:40



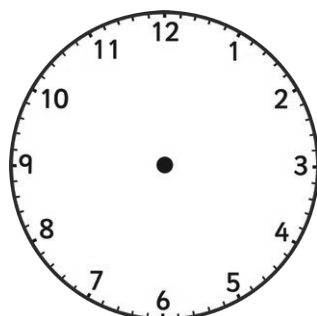
1:55



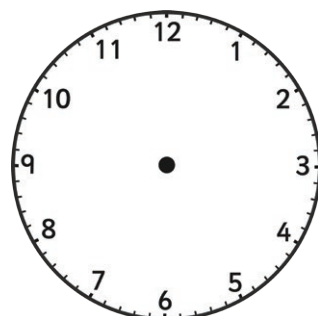
6:05



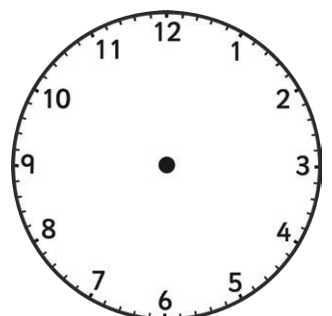
4:12



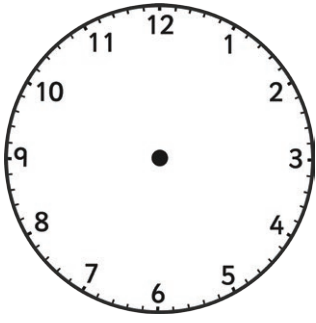
7:41



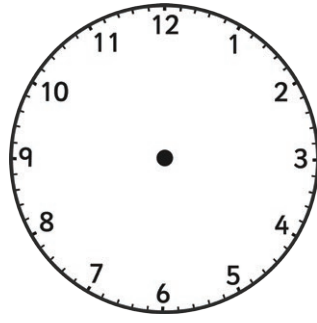
8:27



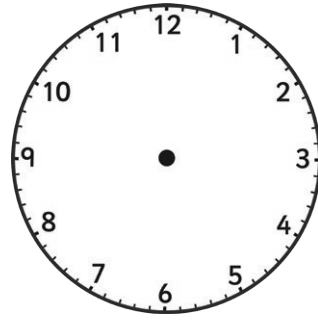
9:11



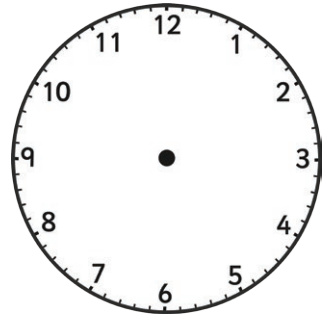
6:56



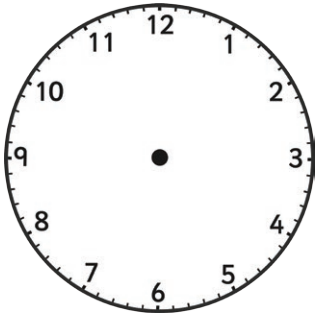
9:03



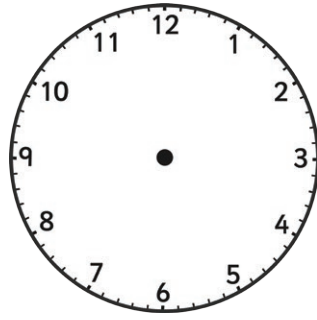
11:59



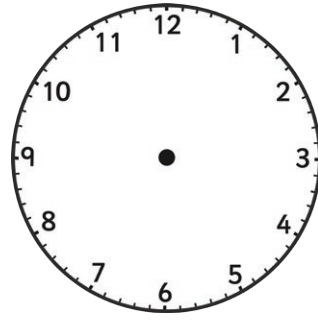
12:21



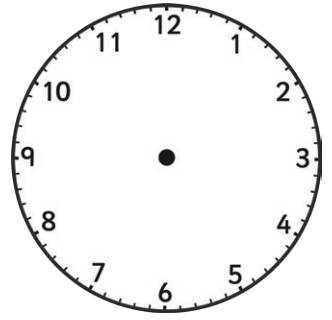
7:37



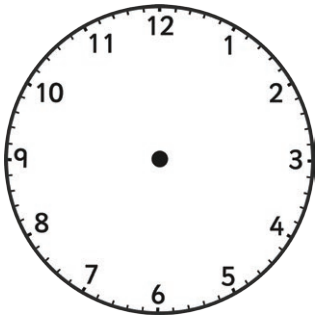
10:52



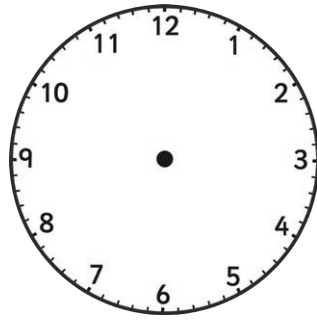
1:19



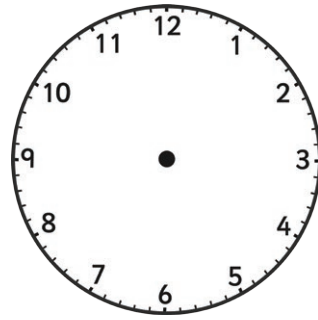
12:32



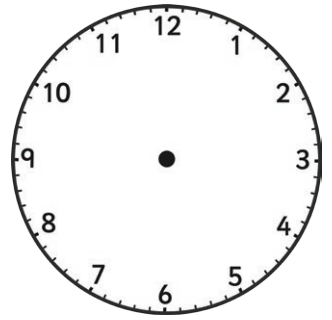
4:16



3:02



5:49




2:24

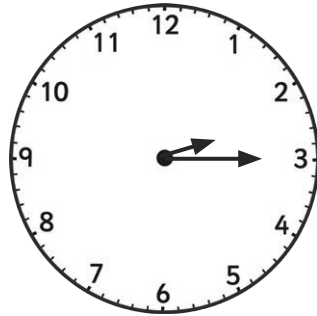
Tell the Time: Writing the Time

Answers


Answers can be written in any correct format.



3 o'clock



quarter past 2




quarter to 12



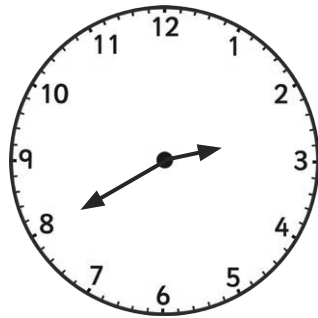
half past 6



5:25



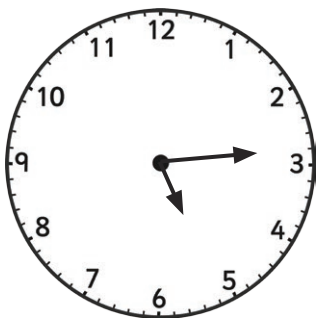
3:55



2:40



11:05



5:14



8:32



9:03




4:28

Tell the Time: Writing the Time


Answers



10:11



3:57




7:12




9:48




3:13



11:23




2:01




12:37



6:52



8:26




1:42



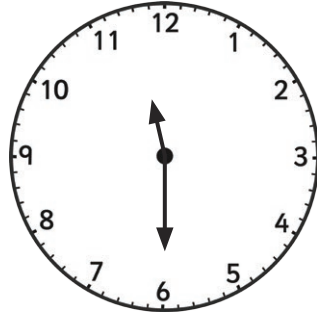
7:54

Tell the Time: Drawing the Time

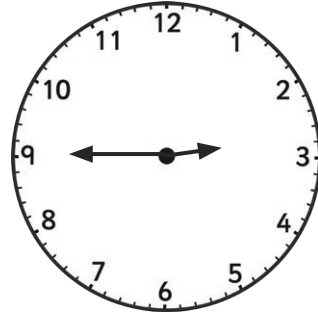
Answers



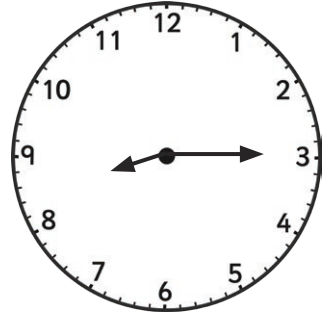
2 o'clock



half past 11




quarter to 3




quarter past 8



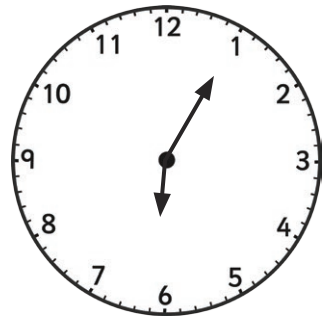
10:20



3:40



1:55




6:05




4:12



7:41




8:27




9:11

Tell the Time: Drawing the Time


Answers



6:56



9:03




11:59




12:21



7:37



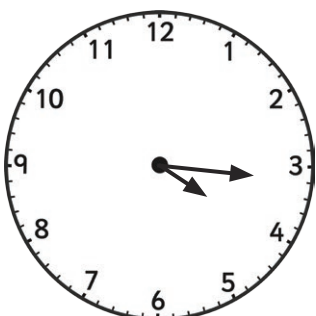
10:52




1:19



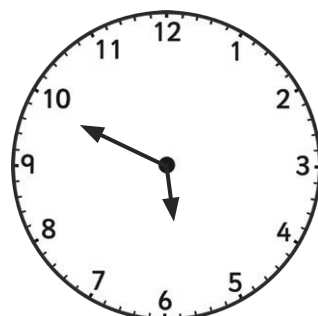
12:32



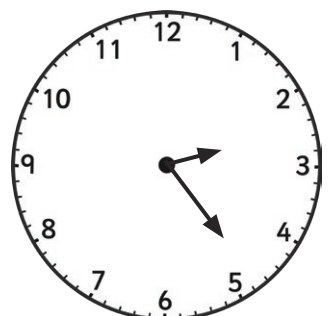
4:16



3:02



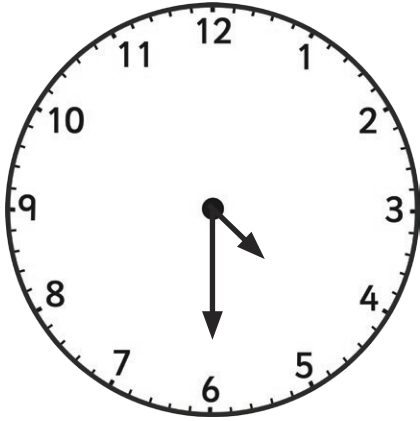
5:49





2:24

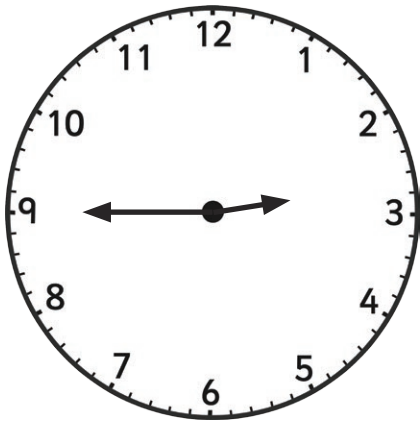
Read, Write and Compare the Time: Analogue and Digital


Write the time shown on these analogue clocks.






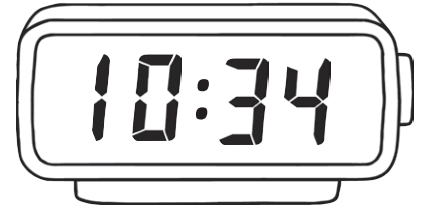
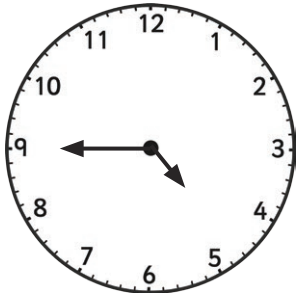






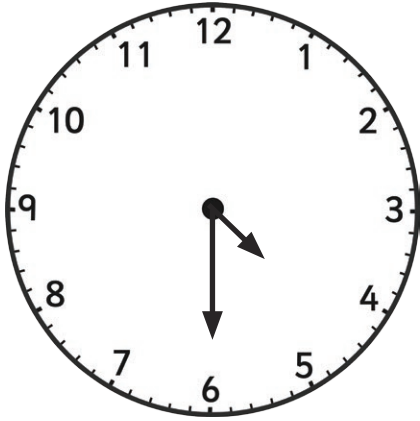


Match the analogue to the digital by drawing a line between clocks with the same time.




Read, Write and Compare the Time: Analogue and Digital Answers


Write the time shown on these analogue clocks.



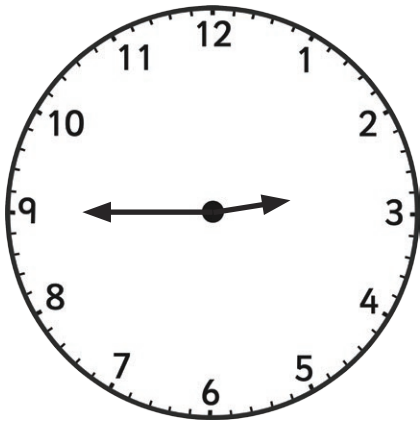
4:30



7:50




11:06



2:45

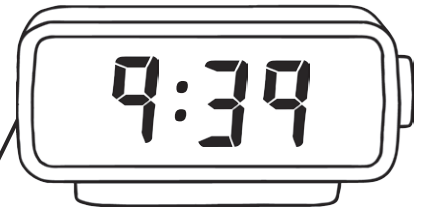
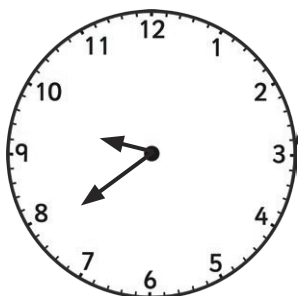



10:21




8:37

Match the analogue to the digital by drawing a line between clocks with the same time.




Tell the Time: Writing the Time


Write the time shown on each clock.




_____ o'clock




_____ o'clock




_____ o'clock




_____ o'clock




_____ o'clock




_____ o'clock




_____ o'clock




_____ o'clock




_____ o'clock



_____ o'clock




_____ o'clock




_____ o'clock

Tell the Time: Drawing the Time


Draw the time on each clock.




5 o'clock




11 o'clock




4 o'clock




9 o'clock




1 o'clock




10 o'clock




2 o'clock




6 o'clock




3 o'clock



8 o'clock




12 o'clock




7 o'clock

Tell the Time: Writing the Time


Answers




2 o'clock




6 o'clock




9 o'clock




1 o'clock




12 o'clock




7 o'clock




10 o'clock




3 o'clock




8 o'clock



5 o'clock




11 o'clock




4 o'clock

Tell the Time: Drawing the Time


Answers




5 o'clock




11 o'clock




4 o'clock




9 o'clock




1 o'clock




10 o'clock




2 o'clock




6 o'clock




3 o'clock



8 o'clock




12 o'clock



7 o'clock

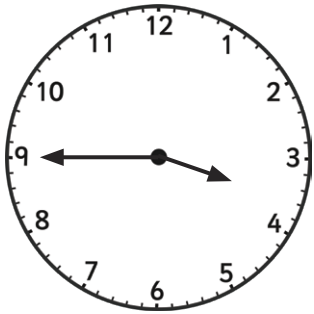
Working with Time

Middle Ability




Read, Write and Compare the Time: 12-Hour and 24-Hour

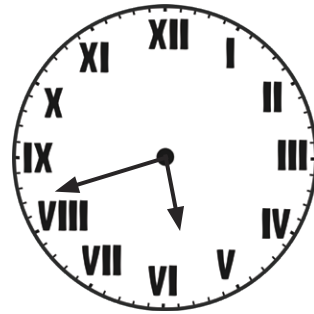
Read the time on these analogue clocks. Write each time in 12-hour and 24-hour formats.




In the morning




In the evening



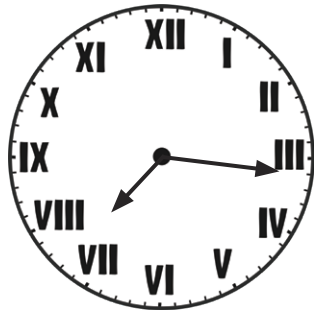
In the afternoon



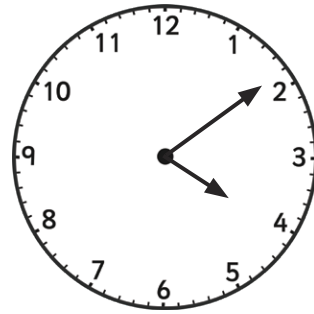
In the early morning




In the afternoon



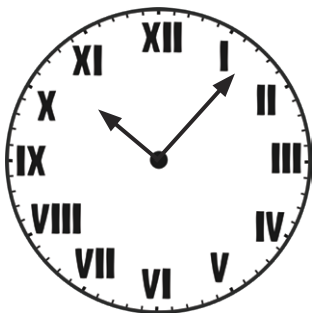
In the morning




In the morning




In the evening



In the morning



In the afternoon



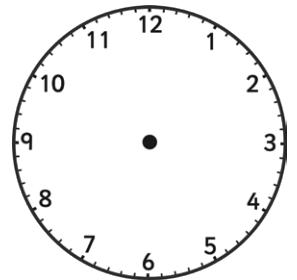
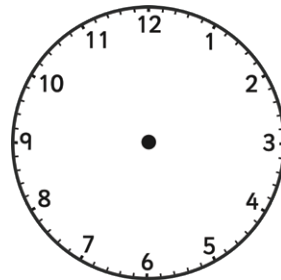
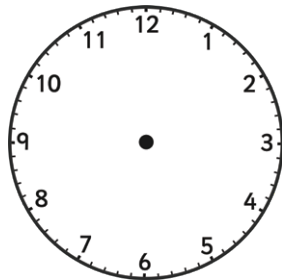

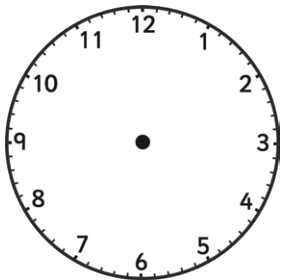
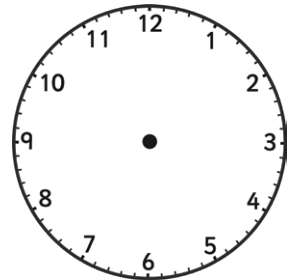
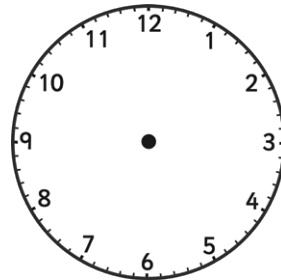
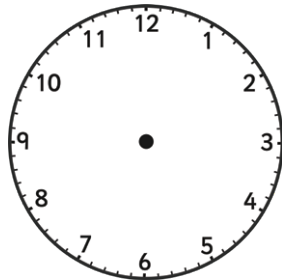
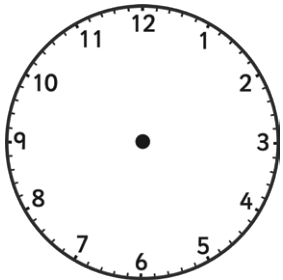
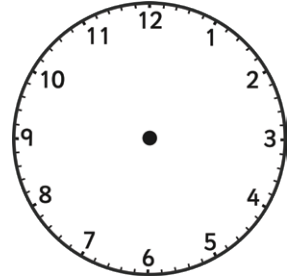

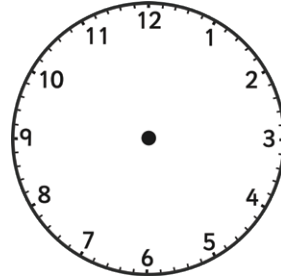
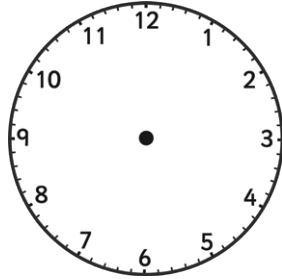
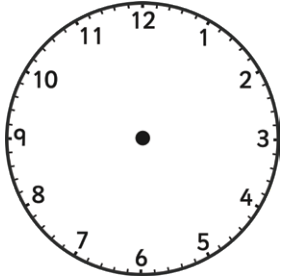
In the evening



In the afternoon

Read, Write and Compare the Time: Match Analogue to Digital

Draw the time on each clock to match the digital time.




Compare the Time: Which Is Earlier?



For each pair of clocks, ring the earlier time.



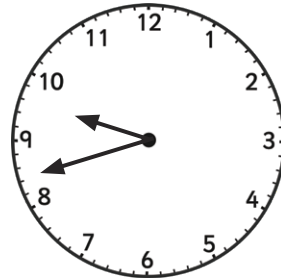
(morning)



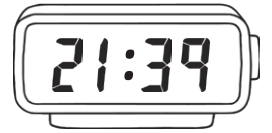
(afternoon)




(evening)



(evening)




(afternoon)



(morning)



(morning)




(afternoon)



Read, Write and Compare the Time: 12-Hour and 24-Hour Answers


Read the time on these analogue clocks. Write each time in 12-hour and 24-hour formats.



In the morning

3:45 a.m.

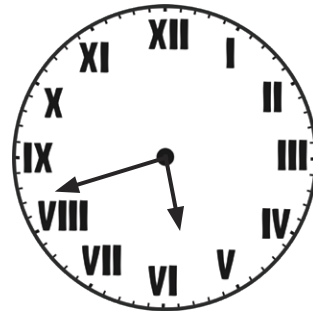
03:45



In the evening

11:34 p.m.


23:34



In the afternoon

5:42 p.m.

17:42



In the early morning

12:25 a.m.

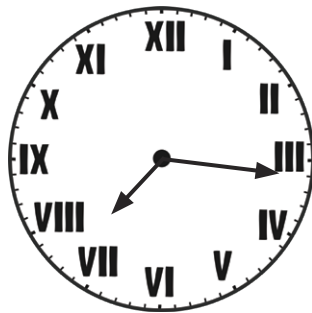
00:25



In the afternoon

2:37 p.m.

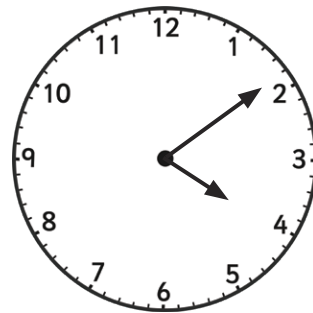
14:37



In the morning

7:16 a.m.


07:16



In the morning

4:09 a.m.

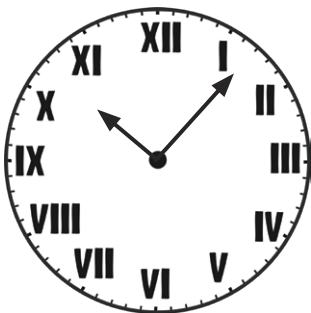
04:09



In the evening

8:02 p.m.


20:02



In the morning

10:07 a.m.


10:07



In the afternoon

12:56 p.m.


12:56



In the evening

9:28 p.m.

21:28





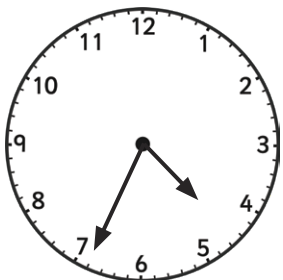
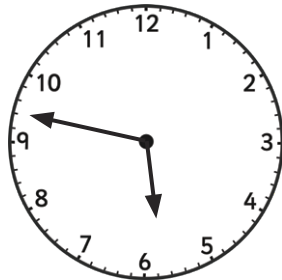


In the afternoon

1:47 p.m.

13:47

Read, Write and Compare the Time: Match Analogue to Digital Answers


Draw the time on each clock to match the digital time.



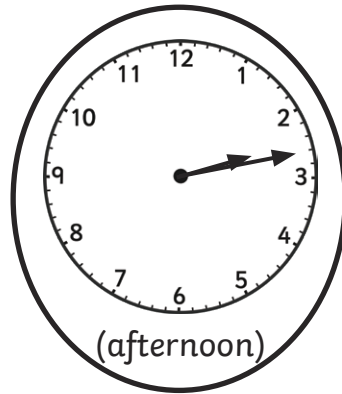
Compare the Time: Which Is Earlier?

Answers

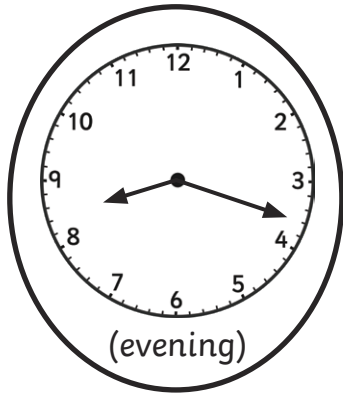

For each pair of clocks, ring the earlier time.



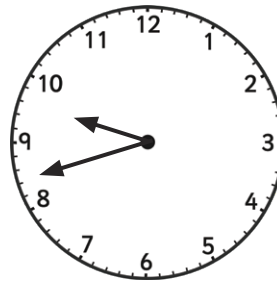
(morning)



(afternoon)



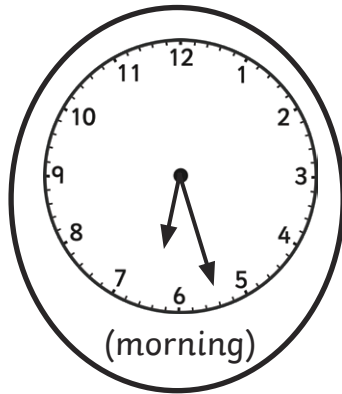
(evening)




(evening)




(afternoon)



(morning)



(morning)





(afternoon)





Tell the Time: Writing the Time


Write the time shown on each clock.


































Tell the Time: Writing the Time


Answers




3 o'clock




half past 9




1 o'clock




12 o'clock




half past 7




half past 8




5 o'clock




half past 2




6 o'clock



half past 10




half past 11




4 o'clock

Tell the Time: Drawing the Time


Answers




9 o'clock




half past 3




5 o'clock




1 o'clock




half past 7




half past 8




10 o'clock




half past 12




11 o'clock



half past 4









half past 6












2 o'clock





Tell the Time: Writing the Time

Write the time shown on each clock.











Tell the Time: Drawing the Time


Draw the time on each clock.




9 o'clock




half past 3




10 to 5




25 past 4




quarter past 2




half past 12




20 to 11




3 o'clock




half past 9



25 to 5




quarter to 1




10 to 7




quarter to 8




10 o'clock




half past 6



25 to 1



half past 7




quarter past 8




20 to 10




20 past 12




25 past 11



10 to 4




half past 6



2 o'clock

Tell the Time: Writing the Time


Answers




3 o'clock




5 past 9




20 to 1




12 o'clock




half past 7




25 past 8




5 past 5




quarter past 2



6 o'clock




5 to 10




20 to 11




11 o'clock




10 past 12




10 to 7




quarter to 8




5 o'clock




25 to 2




quarter to 3




half past 9




1 o'clock




10 to 6



half past 10




5 past 11




4 o'clock

Tell the Time: Drawing the Time


Answers



9 o'clock




half past 3




10 to 5




25 past 4




quarter past 2




half past 12




20 to 11




3 o'clock




half past 9




25 to 5




quarter to 1



10 to 7




quarter to 8




10 o'clock




half past 6




25 to 1



half past 7




quarter past 8




20 to 10




20 past 12



25 past 11



10 to 4



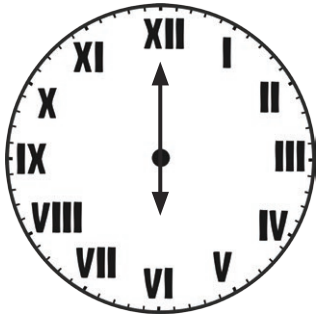
half past 6

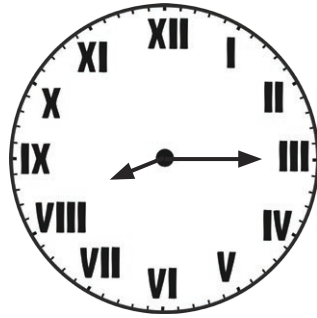


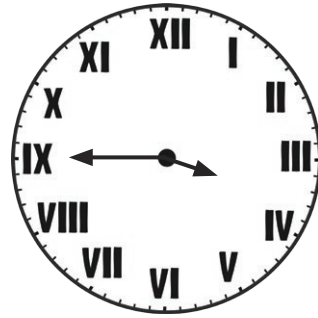
2 o'clock

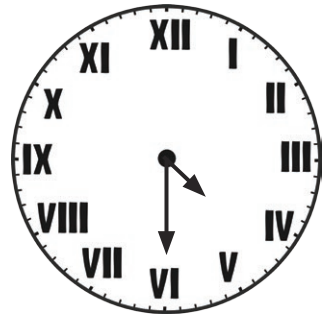
Tell the Time with Roman Numerals: Writing the Time

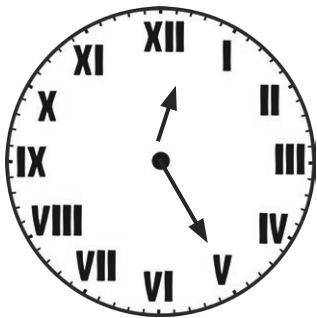
Write the time shown on each clock.

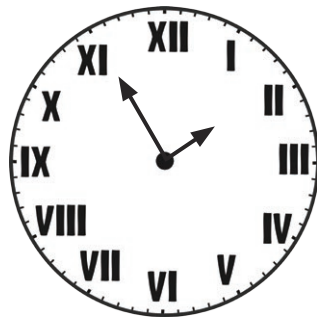


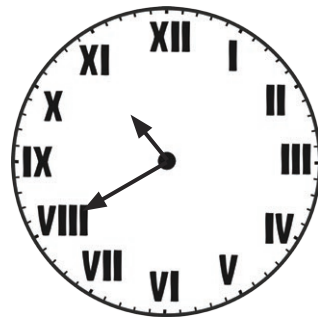





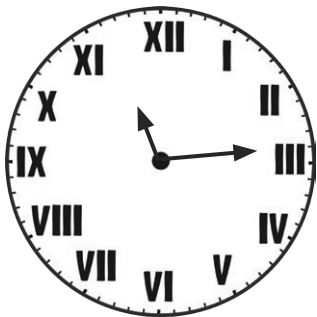









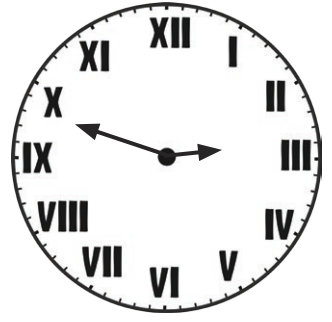
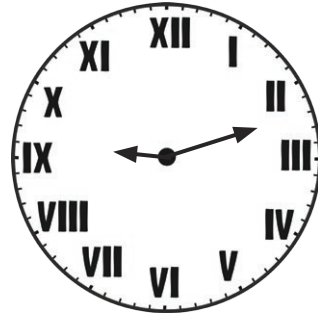
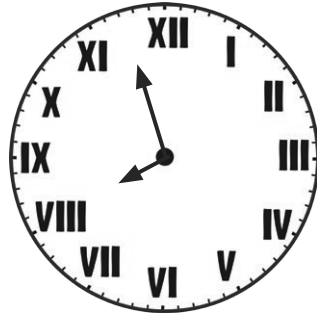
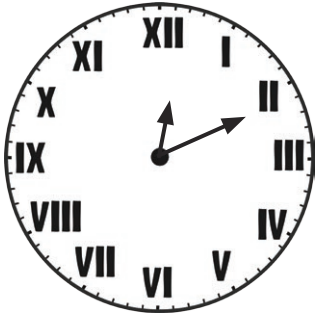


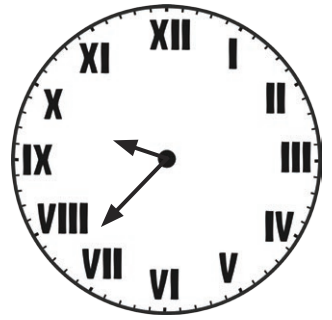
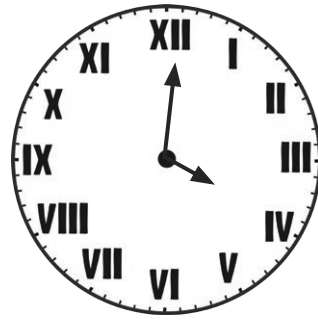
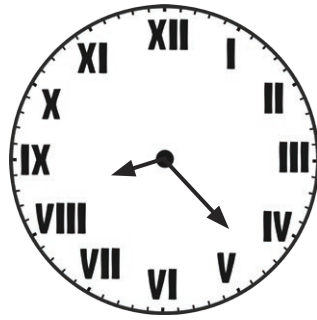
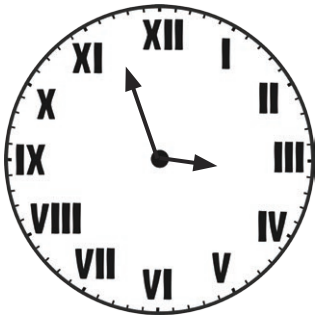


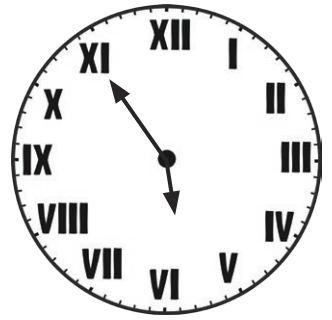
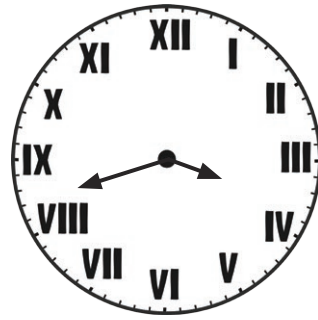
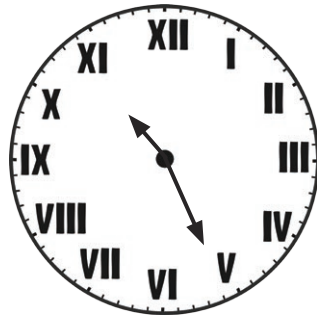
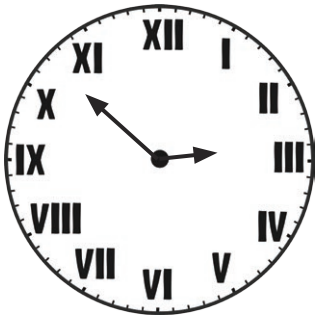






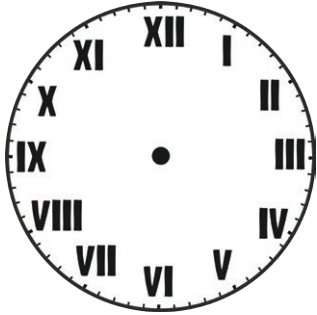




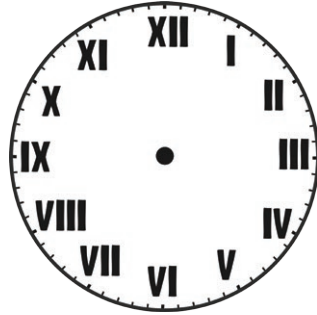


Tell the Time with Roman Numerals: Drawing the Time

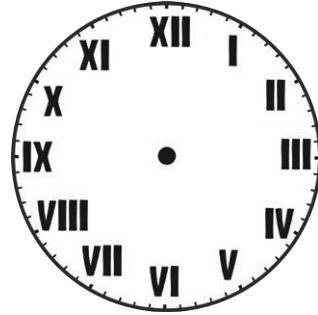
Draw the time on each clock.



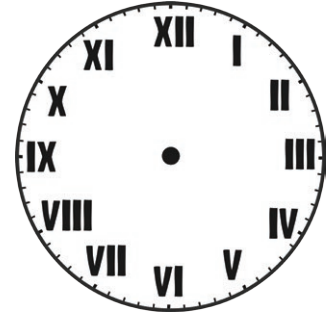
7 o'clock



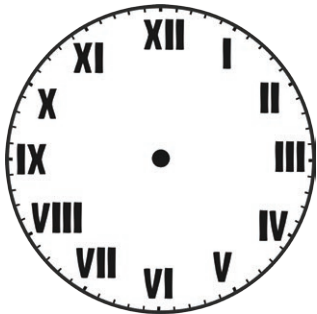
half past 8



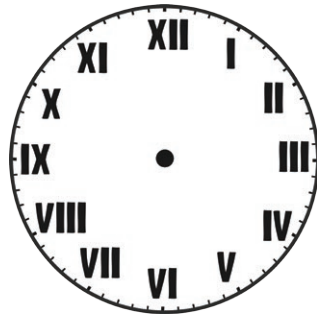
quarter to 12



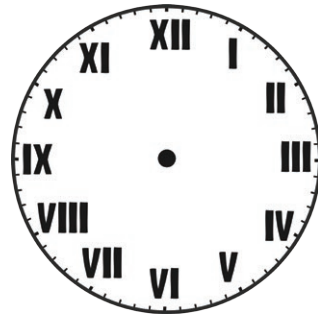
quarter past 2



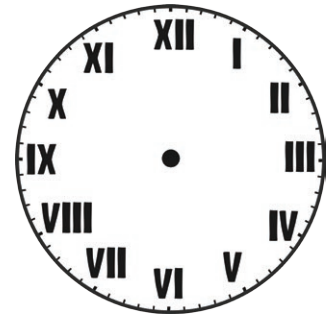
4:20



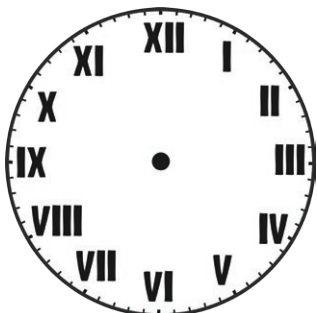
6:40



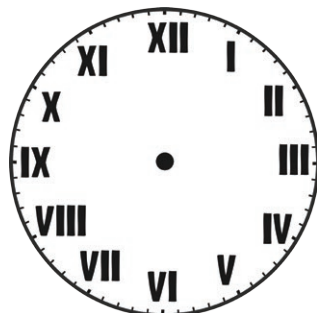
11:55



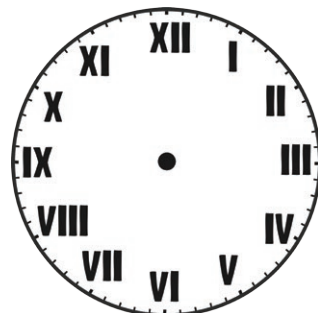
3:05



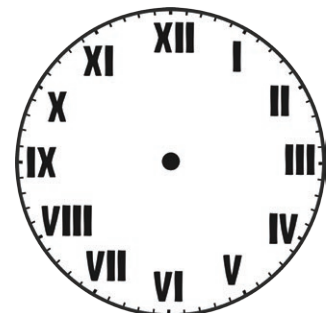
5:12



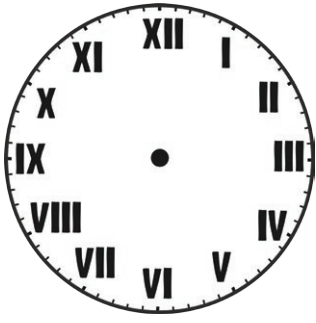
10:41



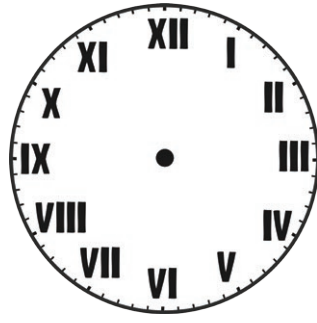
2:27



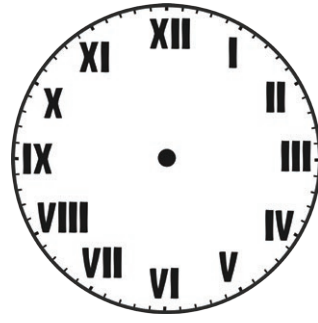
7:11



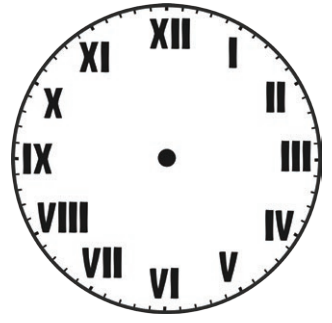
9:56



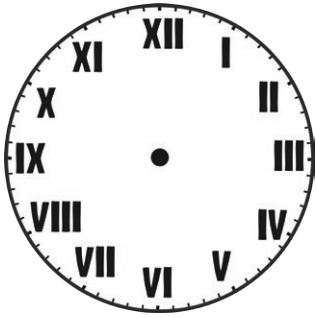
6:03



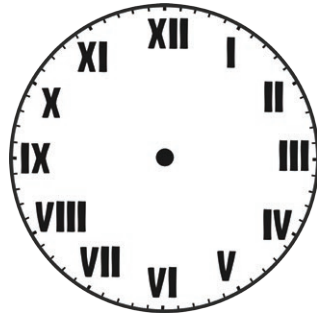
10:59



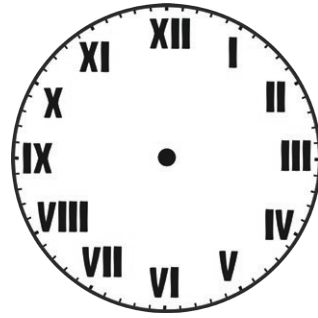
3:21



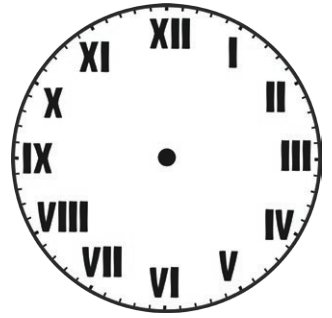
12:37



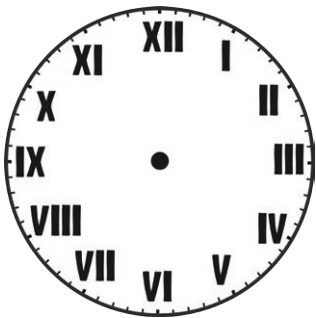
8:52



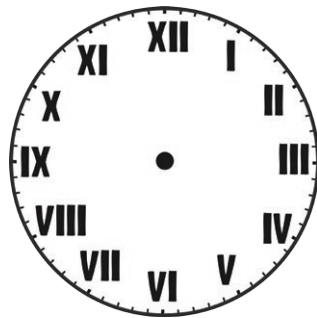
2:19



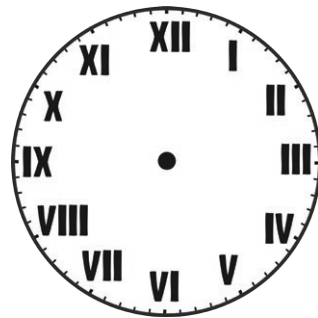
1:32



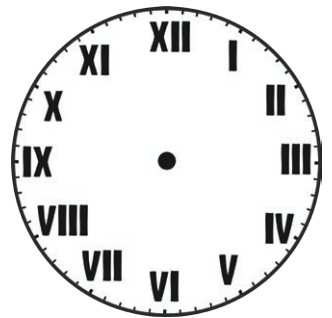
12:16



11:02



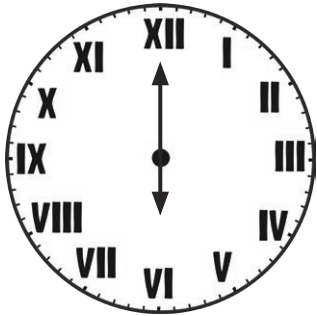
4:49



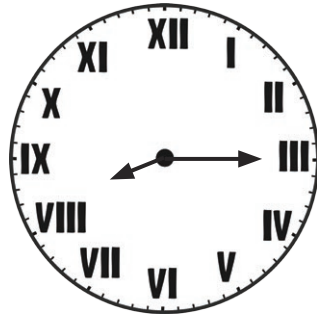
9:24

Tell the Time with Roman Numerals: Writing the Time Answers

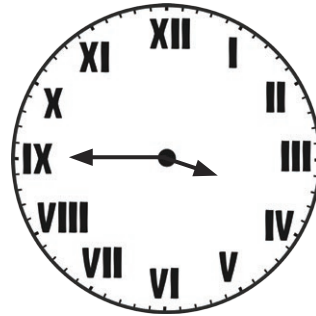
Answers can be written in any correct format.



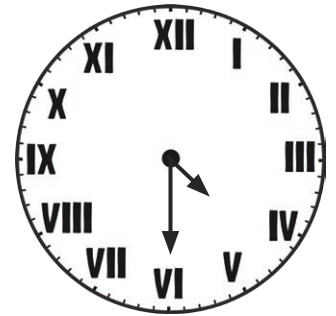
6 o'clock




quarter past 8



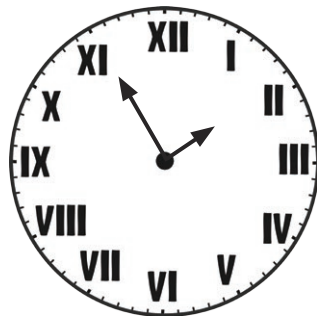
quarter to 3



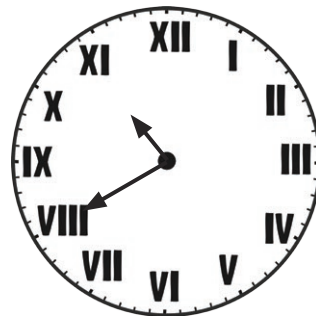
half past 4



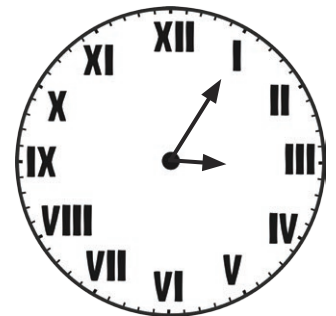
12:25



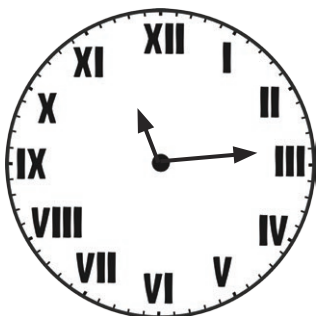
1:55



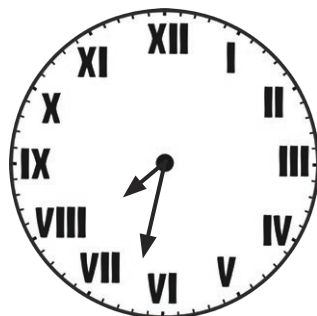
10:40




3:05



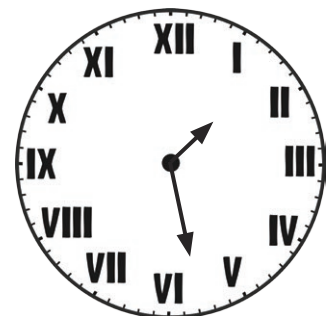
11:14



7:32

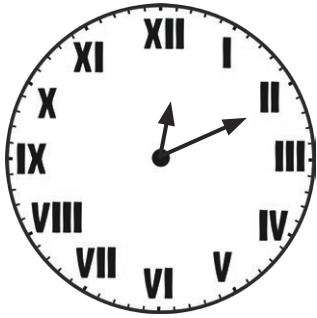


8:03

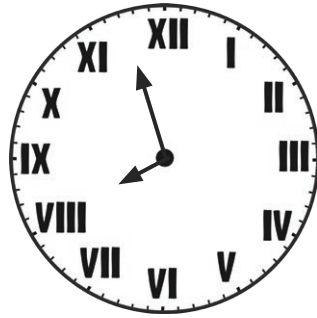


1:28

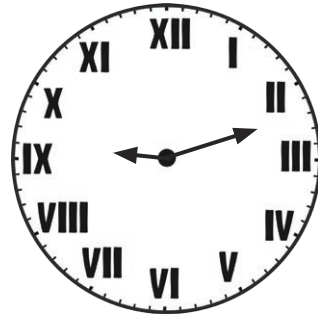
Tell the Time with Roman Numerals: Writing the Time Answers



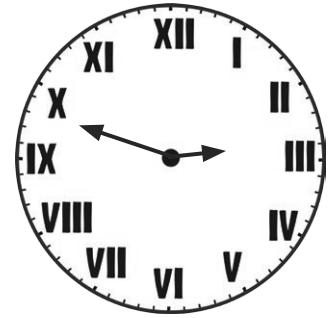
12:11



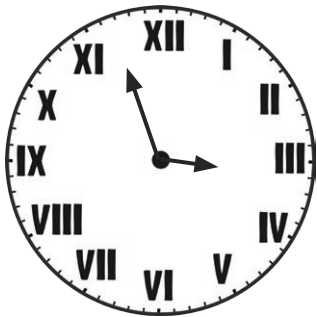
7:57



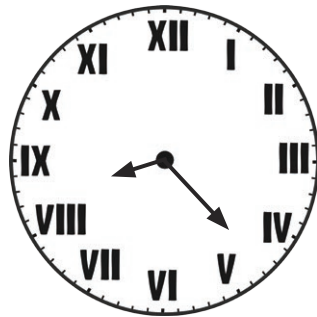
9:12



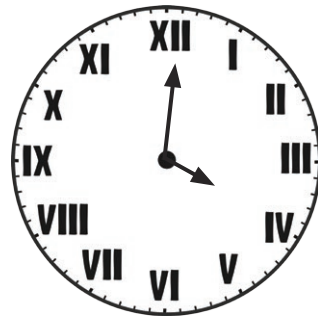
2:48



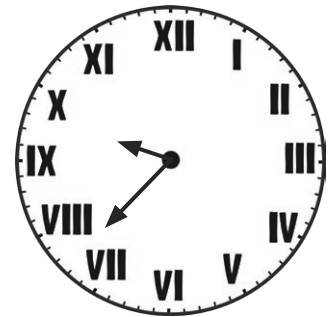
2:57




8:23



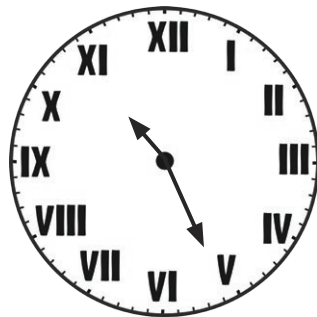
4:01



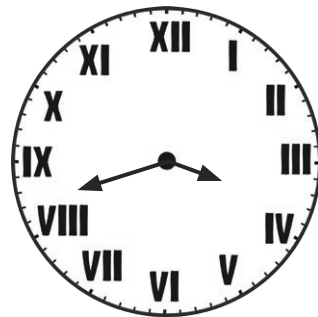
9:37



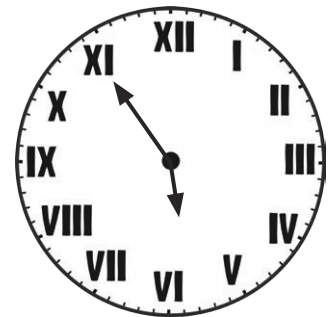
2:52



10:26

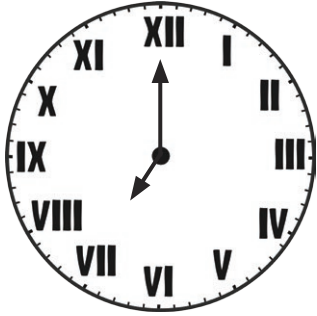


3:42

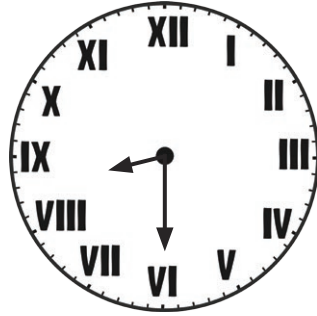


5:54

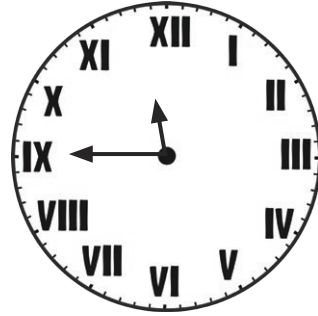
Tell the Time with Roman Numerals: Drawing the Time Answers



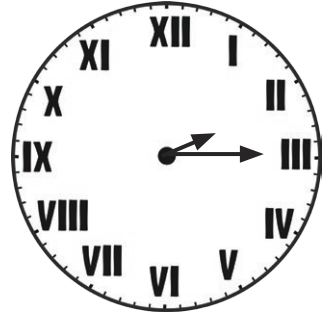
7 o'clock




half past 8



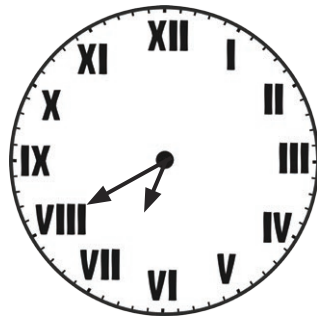
quarter to 12




quarter past 2




4:20



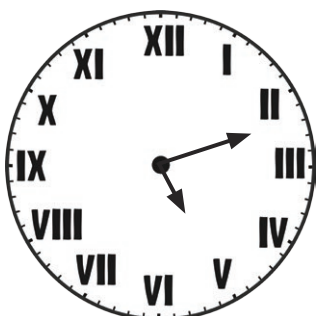
6:40




11:55



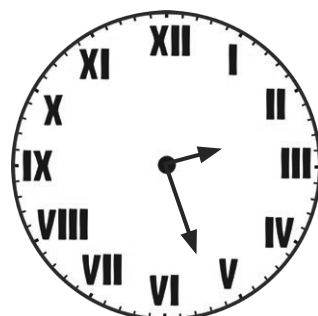
3:05



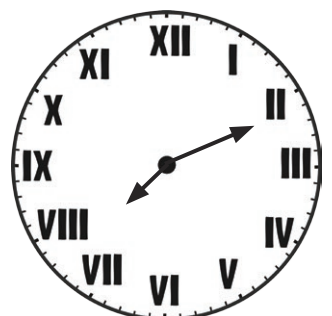
5:12



10:41




2:27

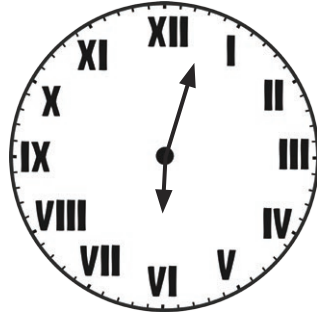


7:11

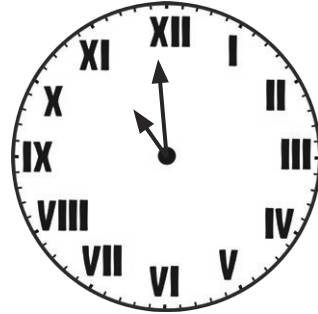
Tell the Time with Roman Numerals: Drawing the Time Answers



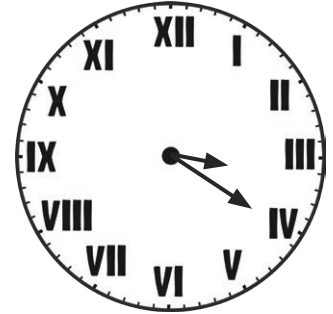
9:56



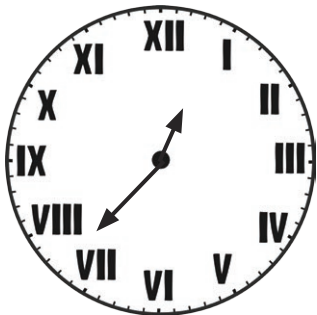
6:03



10:59



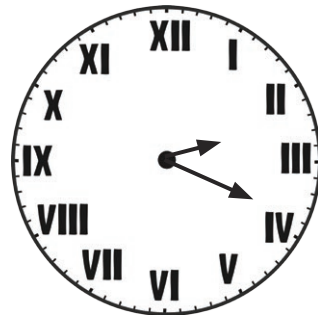
3:21



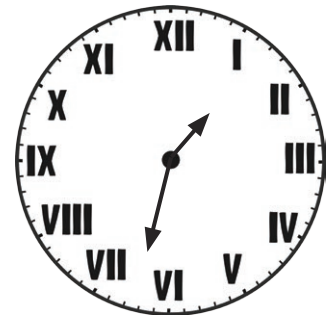
12:37



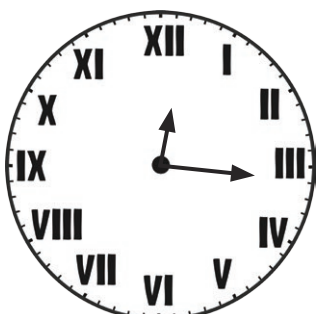
8:52




2:19




1:32



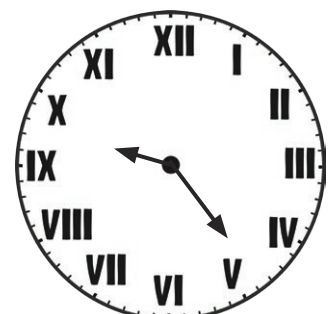
12:16



11:02










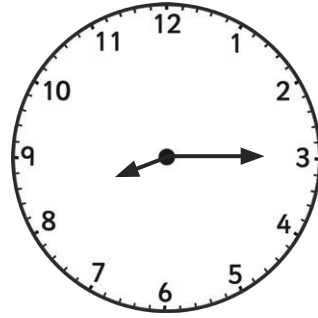
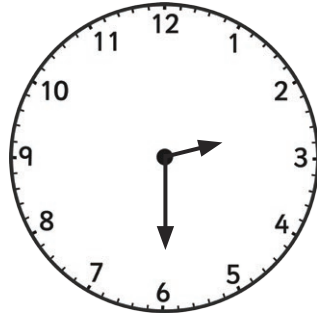

4:49


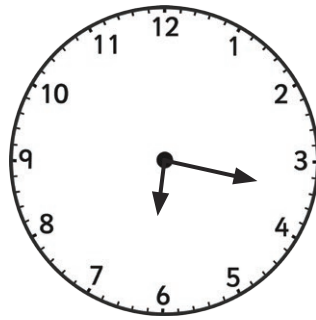
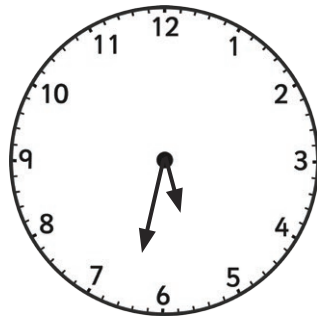


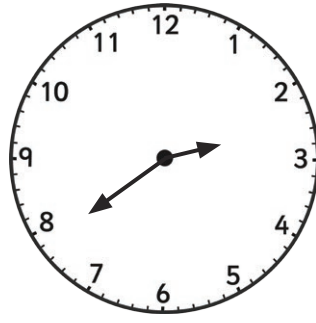
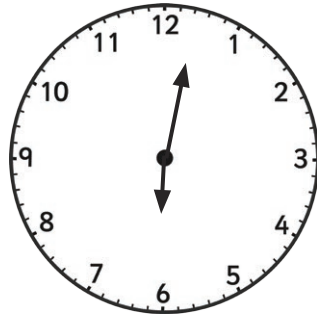


9:24

Tell the Time in 24-Hour Format: Writing the Time

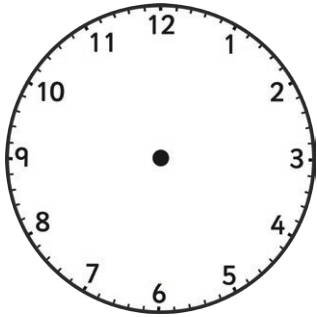
Write the time shown on each clock.



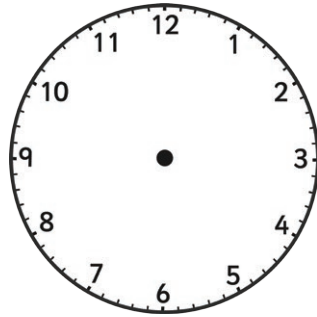


Tell the Time in 24-Hour Format: Drawing the Time

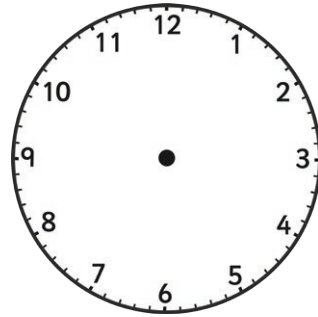
Draw the time on each clock.



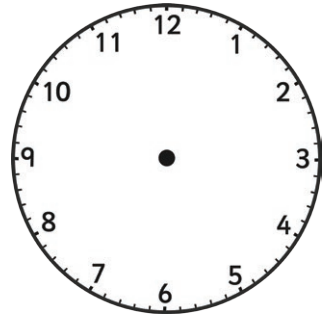
15:00



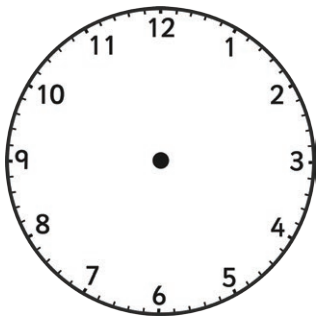
18:30



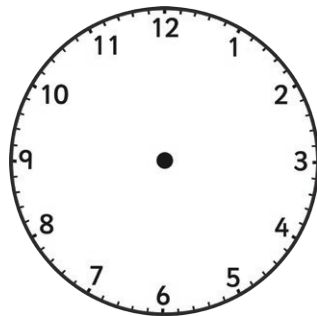
23:15



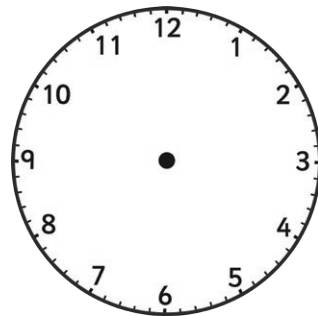
13:45



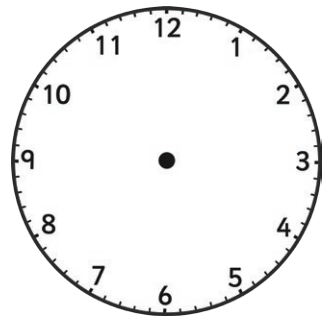
12:18



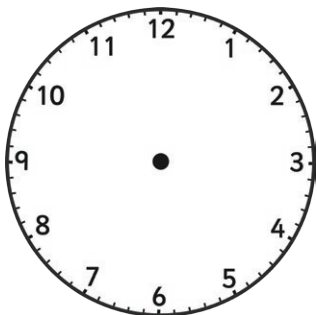
17:21



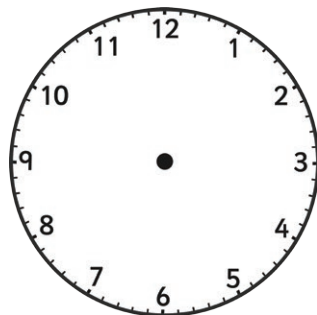
20:43



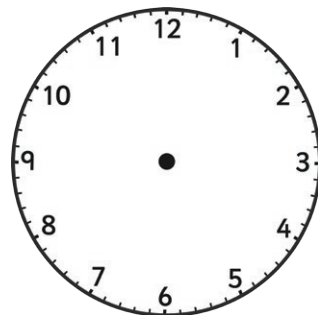
23:56



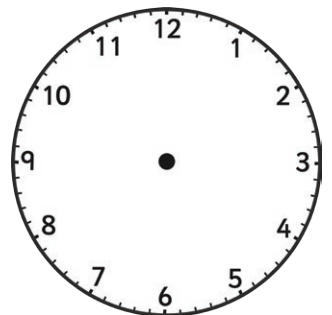
12:43



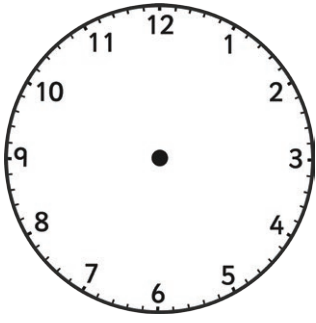
17:44



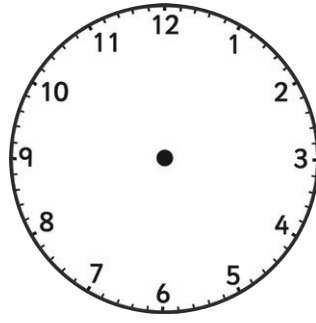
22:29



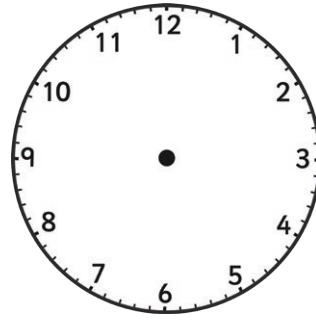
14:47



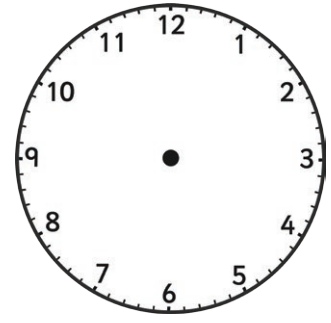
21:37



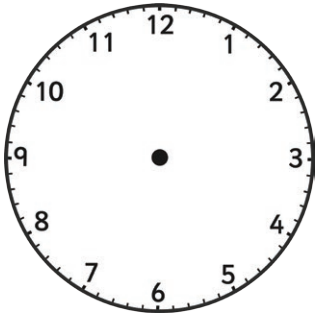
19:22



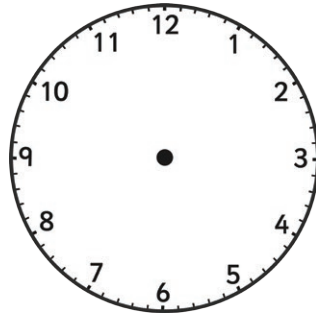
15:06



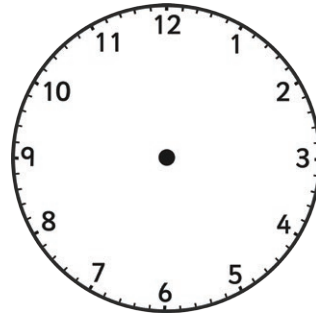
18:31



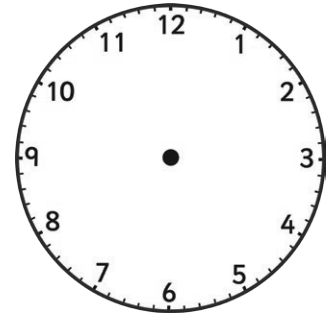
13:13



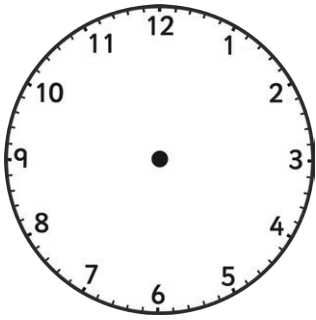
15:24



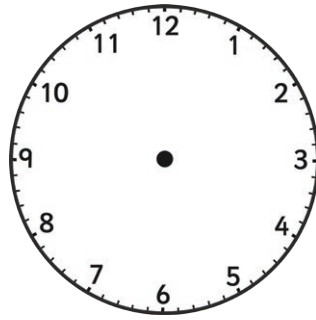
21:17



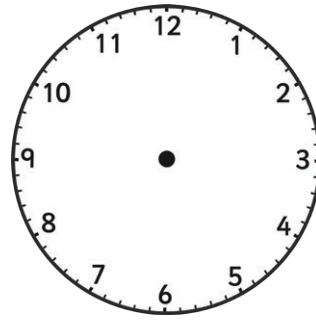
16:23



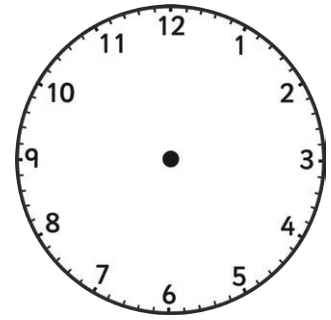
22:36



19:51




23:04



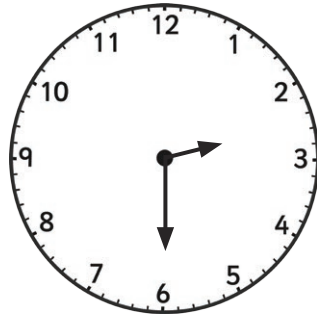
15:51

Tell the Time in 24-Hour Format: Writing the Time Answers

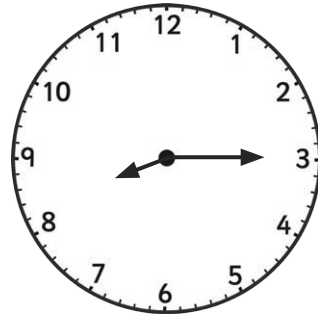
Answers can be written in any correct format.




17:00



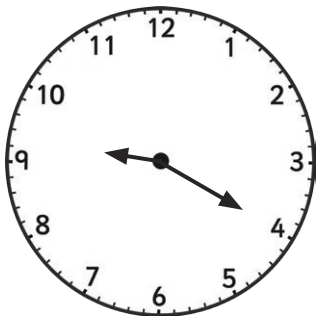
14:30




20:15




13:45




21:20



23:55



15:05



16:40



22:12



12:49




19:24

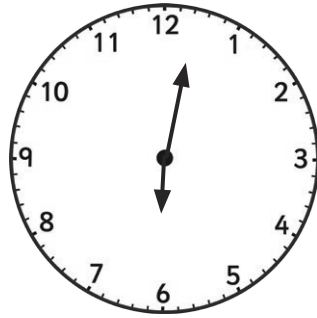


15:24


Tell the Time in 24-Hour Format: Writing the Time Answers




23:41



18:02




14:39




20:56



19:42



22:22



13:51



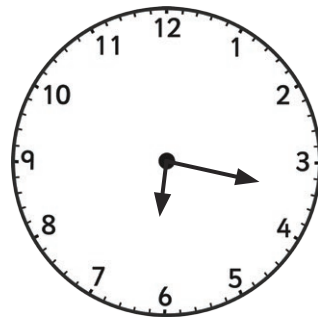
15:48



21:09



17:32

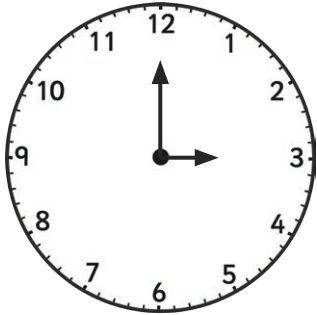


18:17

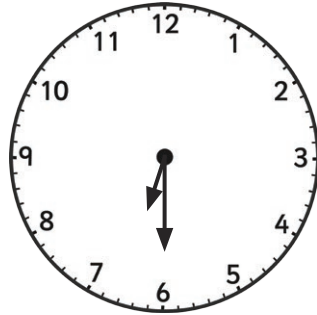


20:08


Tell the Time in 24-Hour Format: Drawing the Time Answers




15:00



18:30



23:15




13:45



12:18



17:21



20:43




23:56




12:43



17:44



22:29




14:47


Tell the Time in 24-Hour Format: Drawing the Time Answers



21:37




19:22




15:06



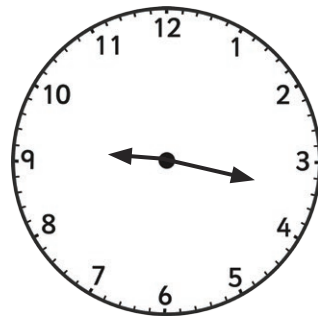
18:31



13:13



15:24



21:17




16:23



22:36



19:51



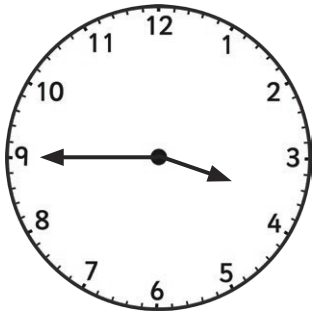
23:04




15:51

Read, Write and Compare the Time: 12-Hour and 24-Hour

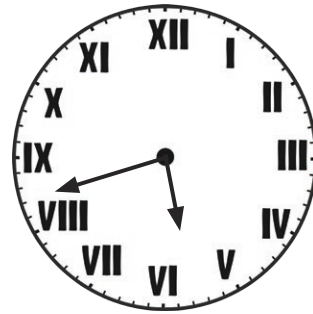
Read the time on these analogue clocks. Write each time in 12-hour and 24-hour formats.




In the morning




In the evening



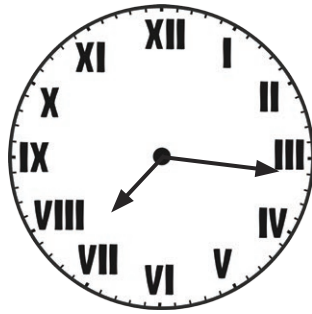
In the afternoon




In the early morning



In the afternoon




In the morning




In the morning




In the evening



In the morning



In the afternoon



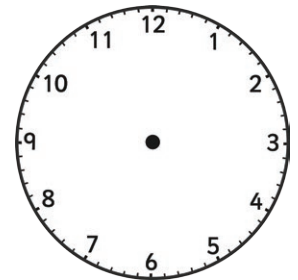
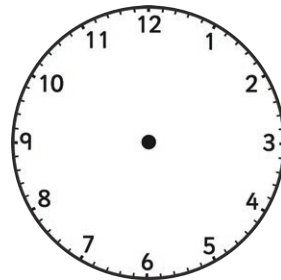
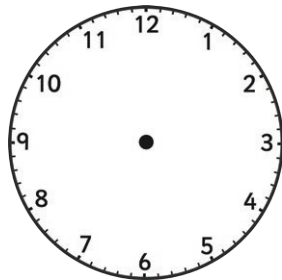

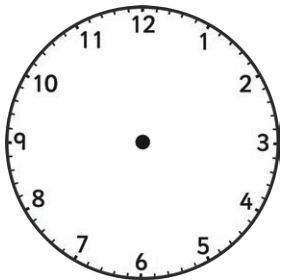
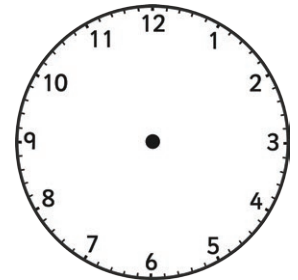
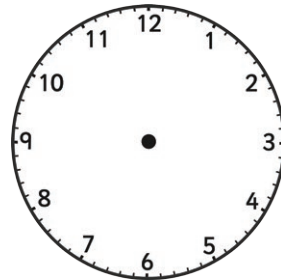
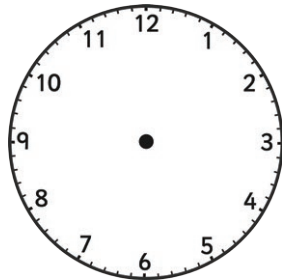
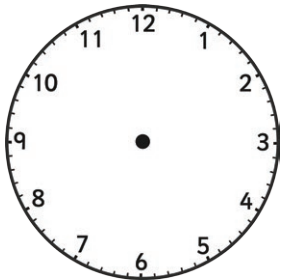
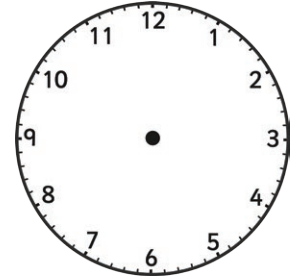
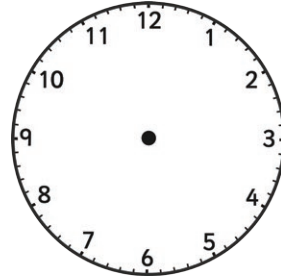
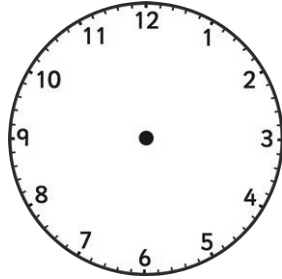
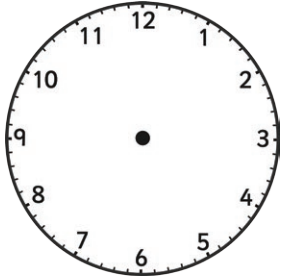
In the evening



In the afternoon

Read, Write and Compare the Time: Match Analogue to Digital

Draw the time on each clock to match the digital time.




Compare the Time: Which Is Earlier?


For each pair of clocks, ring the earlier time.



(morning)



(afternoon)




(evening)




(evening)



(afternoon)




(morning)



(morning)

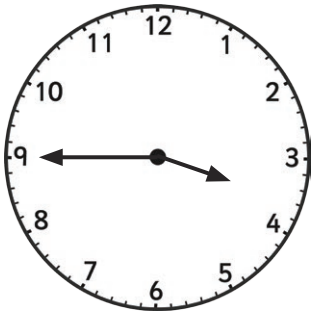


(afternoon)




Read, Write and Compare the Time: 12-Hour and 24-Hour Answers

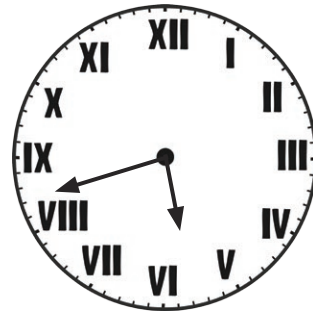
Read the time on these analogue clocks. Write each time in 12-hour and 24-hour formats.




In the morning
3:45 a.m.
03:45



In the evening
11:34 p.m.
23:34



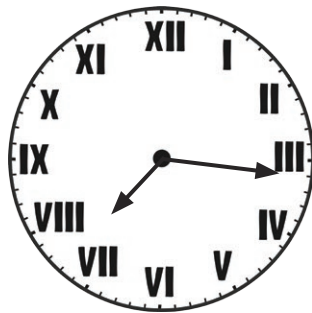
In the afternoon
5:42 p.m.
17:42




In the early morning
12:25 a.m.
00:25




In the afternoon
2:37 p.m.
14:37




In the morning
7:16 a.m.
07:16



In the morning
4:09 a.m.
04:09




In the evening
8:02 p.m.
20:02




In the morning
10:07 a.m.
10:07



In the afternoon
12:56 p.m.
12:56






In the evening
9:28 p.m.
21:28



In the afternoon
1:47 p.m.
13:47

Read, Write and Compare the Time: Match Analogue to Digital Answers

Draw the time on each clock to match the digital time.




Compare the Time: Which Is Earlier?

Answers


For each pair of clocks, ring the earlier time.



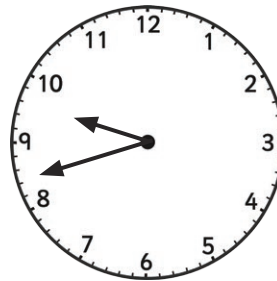
(morning)



(afternoon)



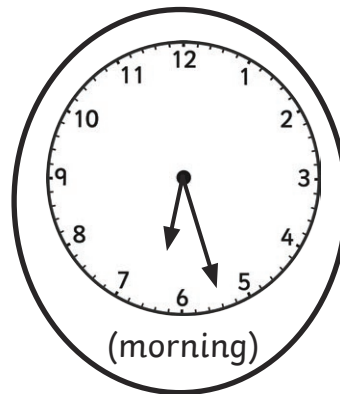
(evening)



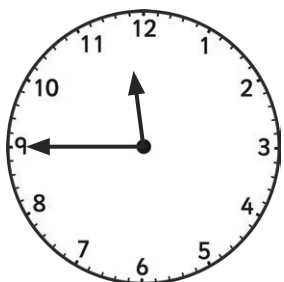
(evening)




(afternoon)



(morning)















(morning)



(afternoon)


Tell the Time: Writing the Time

Write the time shown on each clock.




Tell the Time: Drawing the Time


Draw the time on each clock.




9 o'clock




half past 3




5 o'clock




1 o'clock




half past 7




half past 8




10 o'clock




half past 12




11 o'clock



half past 4




half past 6




2 o'clock

Tell the Time: Writing the Time


Answers




3 o'clock




half past 9




1 o'clock




12 o'clock




half past 7




half past 8




5 o'clock




half past 2




6 o'clock



half past 10




half past 11




4 o'clock

Tell the Time: Drawing the Time


Answers




9 o'clock




half past 3




5 o'clock




1 o'clock




half past 7




half past 8




10 o'clock




half past 12




11 o'clock



half past 4



half past 6



2 o'clock